

EMAIL

NUTS & BOLTS



BECOME A GURU ON ONE OF THE MOST POWERFUL MARKETING TOOLS ONLINE

Terms and Conditions

LEGAL NOTICE

The Publisher has strived to be as accurate and complete as possible in the creation of this report, notwithstanding the fact that he does not warrant or represent at any time that the contents within are accurate due to the rapidly changing nature of the Internet.

While all attempts have been made to verify information provided in this publication, the Publisher assumes no responsibility for errors, omissions, or contrary interpretation of the subject matter herein. Any perceived slights of specific persons, peoples, or organizations are unintentional.

In practical advice books, like anything else in life, there are no guarantees of income made. Readers are cautioned to rely on their own judgment about their individual circumstances to act accordingly.

This book is not intended for use as a source of legal, business, accounting or financial advice. All readers are advised to seek services of competent professionals in legal, business, accounting and finance fields.

You are encouraged to print this book for easy reading.

Table Of Contents

Foreword

Chapter 1:
Introduction

Chapter 2:
Basics Of Email Marketing

Chapter 3:
List Building Essentials

Chapter 4:
Writing Compelling Email Headlines

Chapter 5:
Email Copywriting Essentials

Chapter 6:
Email Links & Click-throughs

Chapter 7:
Advanced Email Marketing Tricks

Chapter 8:
Email Marketing Mistakes To Avoid

Wrapping Up

Foreword

Email Marketing is the bread and butter of any successful online marketing campaign. By capturing your leads' emails, you can continually stay in contact and provide them more content of value.

Even if your website were to crash or someone hacked into your server, as long as you have safely kept your email list with a private email server, you still will have your moneymaking prospect list with you.

Thus, it is extremely important that we treat our email list with care and adopt good email marketing practices to achieve maximal benefits from our lists.



Email Nuts and Bolts

Become A Guru On One Of The Most Powerful Marketing Tools
Online

Chapter 1:

Introduction

Synopsis

Email marketing is the art of making money from your email list. It is one of the ways to make money even if you don't have a fixed blog. As long as you have a list of responsive prospects of customers whom recognize you as an expert in your niche, they will definitely be up for offers of value which you provide for them.



How does this work, actually?

Well, if you have a website and you draw in some traffic, people will come, absorb some information and go away.

However, if you managed to capture their emails, you can email them again and again – offering them nuggets of useful information or giving them offers that they might be interested in.

Marketers have recognized the potential of email marketing in generating huge profits, and has since then sought out to find the best ways to monetize their list through good email marketing practices.

This ultimate email-marketing guide aims to reveal these good practices so you can learn and apply the strategies to start raking in massive profits from your list.

READ ON!


Chapter 2:

Basics Of Email Marketing

Synopsis

Email marketing starts with your email list. What is a list?

Basically, it's short for **email marketing list** or **email autoresponder list**.



The Basics

These emails are the contact information of visitors who come to your site who are looking for specific information on your niche topic.

In order to build a list, you will need to have an email autoresponder set up. The two most common autoresponders in the market are:

-Get response

-Aweber

It is **compulsory** for anyone who wishes to start an online business to get an autoresponder account. This will be used to manage your subscribers and mass email your list with offers and information of interest.

Once you have an autoresponder account set up, you'll have to set up a business system for collecting leads or subscribers, which I will go into detail in chapter 3 on list building essentials.

Now, with an email list, not only can you continuously build rapport with your subscribers, you can also offer them products of interest.

Traffic that comes and is not captured is a waste.

People are looking for specific information and they will leave forever once they have found out.

However, if you manage to capture their emails, you can continue to provide value and turn them into your loyal customers or followers. This is where the power of email marketing comes in.

But first, let us look at some list building essentials, for how can we make money through our list without a list to start with?



Chapter 3:

List Building Essentials

Synopsis

So how do you start building a list, exactly?

You will first need to set up your list funnel. It typically consists of 3 components:


- 1) Landing page or Squeeze Page
- 2) Free Gift or “Bribe”
- 3) Opt in box

The landing page is a simple one page website which consists of a headline, sub headline, pitch & benefits and call to action.



What You Need

**"Home Business Expert *Labeled An Insane FREAK*
For Giving Away His Jealously Guarded '6 Figure
Blueprint' Manuscript (Worth \$97)... FREE OF CHARGE!"**



Contains Sizzling Information On Making Maximum
Revenue From Home Businesses & MLM Industries With
Virtually ZERO Competition!



Your Name

Primary E-
Mail

YES! I Want My Free Download!

To get your free email sign up send the form to you. Your details
will be strictly protected and safe. It will never be sold to others.

**WARNING: This Massive 100 Page Manuscript
Contains Rock Solid Information On To Monetizing
Your Home Business. Limited Copies Normally Sold
For \$97 - Download NOW Before It Is Taken Off!**

The headline has to be eye-catching and bolded to immediately get your reader's attention. The sub headline will reinforce the message of the headline.

The purpose of the page is to "bribe" a visitor to enter his name and email in exchange for a free gift. This could be an e-book, e-course or weekly newsletter.

The benefits are meant to explain what the reader would get from this free gift and to improve sign up rates.

Finally, in the call to action, you inform the reader that they must enter their name and email to get the free gift.

The place where the reader enters his contact information is known as the “opt in box”, which can be obtained from to email autoresponder host website.

Autoresponders like Getresponse offer easy customizations for opt-in boxes to make boxes suit your site layout easier.

Alternatively, you can choose to put your opt in box in your blog or website to collect subscribers. The choice is entirely yours but landing pages often have higher opt in rates because visitors only have less choices – Opt in or don’t as compared to blogs.

There you have it; your list building system is ready. All you need is a bunch of traffic and you’re all set to build a huge list!

Chapter 4:

Writing Compelling Email Headlines

Synopsis

Now that you've learnt how to build your list, let's head on to the concepts of email marketing.



Headlines

The most important component of an email is your headline. If your headline fails to grab your reader's attention within the first few seconds, the whole email is wasted – They won't even open it!

So what are good headlines, exactly?

It has to ignite the emotions of curiosity and don't seem like blatant pitching. You have to word it in a way that makes it seem interesting, in a way that would make someone want to open it.'

For example:

Subject: "This Hopeless Beggar Turned Into A Self Made Millionaire Within 6 Months!"

A title like this creates curiosity – People would like to know how someone as disadvantaged – Like a beggar turned his life around. If even a beggar could do it, so could he/she!

Recently I came across another headline which caught my attention because it managed to include sexual vibes without coming off as spammy. Sex is a powerful emotion and strong motivator and often gets people (especially guys!) to look.

The title went something like this: “Subject: Don’t let your wife know you’ve seen this!”. As suggestive as it sounds, it worked in getting people to open it.

Try to play around with your words to find the right balance between curiosity generation and getting the message across.

Last but not least, it is highly important that your headline be relevant to the content of the email body, or else you’ll be essentially training your subscribers to treat your emails like rubbish!




Chapter 5:

Email Copywriting Essentials

Synopsis

Once you've managed to capture your list's attention using powerful email headlines, let's look into some useful email copywriting tips to make our emails count!



Thank You for previewing this eBook

You can read the full version of this eBook in different formats:

- HTML (Free /Available to everyone)
- PDF / TXT (Available to V.I.P. members. Free Standard members can access up to 5 PDF/TXT eBooks per month each month)
- Epub & Mobipocket (Exclusive to V.I.P. members)

To download this full book, simply select the format you desire below

