

THE ULTIMATE WOW GOLD MAKING GUIDE

"Your Guide to WoW Riches!"



PRESENTED BY HIDDENSTUFF.COM

For More Great guides on Leveling, Grinding, Gold Making, Professions, and Everything else! Visit our webpage at
<http://www.hiddenstuff.com/>

Sponsors: Please take time to visit them!

<http://www.leetwow.com/> for World of Warcraft Hacks and Cheats

<http://leetworldofwarcraft.blogspot.com> for Free World of Warcraft Guides & Hacks!

Unauthorized copying, sale, or distribution of this guide is prohibited.

© 2008 hiddenstuff.com

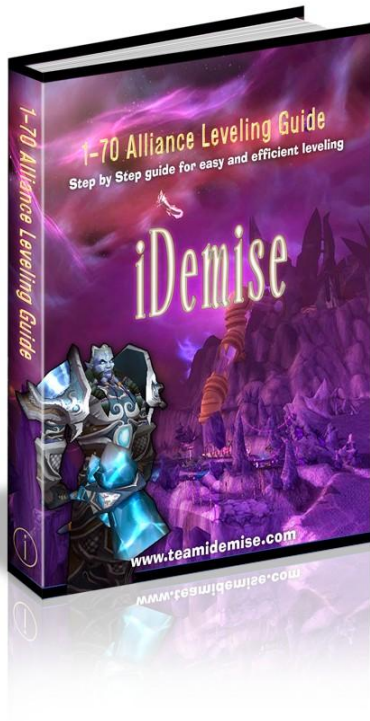
Contact us with any Inquiries: postmaster@hiddenstuff.com

Disclaimer: Hiddenstuff.com is entirely unofficial and is in no way affiliated with Blizzard Entertainment or any of its partner companies. All Guides, games, & downloads are property of their respective owners, hiddenstuff.com does not support any of the listed games and is entirely unofficial. The content on this guide is intended to be used as a reference tool. Hiddenstuff.com cannot be held responsible for any damage this information may cause to your systems hardware, software, or World of Warcraft Account.

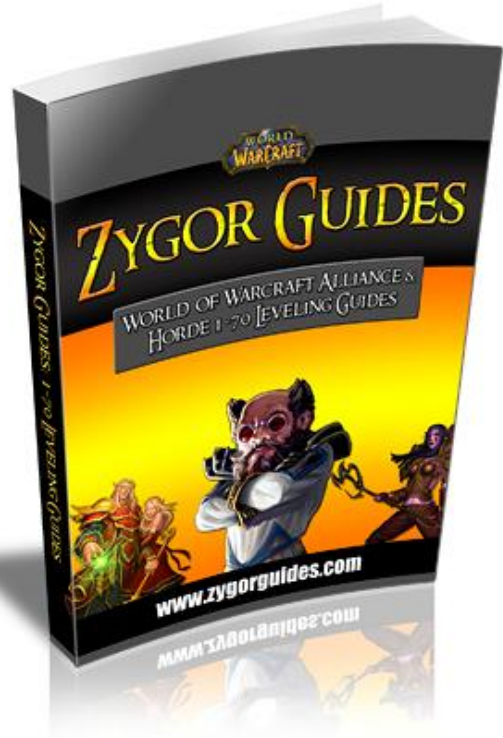
Other Recommended Guides:

Here are some other great guides that I personally recommend. I have read each one of these and found them to be extremely high quality and informative. Please take a look at them by visiting the links provided below!

**The Fastest 1-70 Leveling Guide!!!
For Horde & Alliance**



**The Fastest 1-70 Leveling Guide!!!
For Horde & Alliance**



**The Ultimate Professions Guide!!!
For All Factions & Professions**

Table of Contents

Chapter:

- I. Introduction — p.5
- II. The WoW Economy — p.6
- III. General Tips — p.7
- IV. Professions — p.9
- V. Low Level Gold Strategies — p.34
- VI. Kill Bosses & Mobs for Gold — p.39
- VII. Uldaman Gold Making — p.48
- VIII. Un’Goro Gold Making — p.51
- IX. Buying from NPC’s — p.56
- X. Useful Links — p.59
- XI. Other Recommended Guides — p.61
- XII. Conclusion — p.62

I. Introduction

Firstly, I would like to thank you for purchasing my guide from hiddenstuff.com! I have been asked by hundreds of WoW players what the easiest and most effective way to make gold is. I was asked so often that I decided to write an entire guide off of it! Now you can start reading this guide and learn how you too can make 188k gold as quickly and easily as I did! I am here to teach you about the methods I used to make thousands of gold in World of Warcraft!

As a seasoned WoW veteran I use the Auction house several times a day. This gains me around 500 gold in profit. What is great about it is it only takes about 30 minutes a day but generates a TON of profit! What's also great about this method is it leaves plenty of time for gold making using other methods as well. After using this simple method I logon to WoW and start making real gold using the method I describe in the pages to follow.

When making gold in WoW it is best to focus on rare mobs as they tend to drop the best loot compared to other mobs. I will get into the aspect of rare mobs and let you know the best ones to farm later in this guide. But for now, keep this in mind during your daily travels in the game. Additionally, I will also show you the best rare monsters to farm loot and gold from and where to locate them.

Also, it is best not to forget that professions are the cornerstone to making gold in World of Warcraft. I have covered this aspect for you guys later in the guide so that you can get a good idea of some of the most lucrative professions and practices that will have you making thousands of gold in World of Warcraft!

Another great location that I hit frequently to make gold is the Outlands. This location is perhaps one of the most lucrative in the entire game! Rest assured, I will show you some of the best and most profitable recipes and items to gather from there as well as the best instances and quests which will have you making more gold than you could ever imagine!

These are some of the methods I've been performing in the past months and I now have over 188k gold total and I have no idea what to do with all that gold!

Thanks again and best of luck!



II. The WoW Economy

Before we go any further it is a good idea to gain a basic understanding of how the World of Warcraft Economy works. With this basic knowledge you can begin to formulate new ideas to make gold! Who knows, some might even be better than these (but probably not 😊)... Soooo here goes!

So what type of economy you say? Well from the start WoW has been a free market economy, and what's great about this system is it's a game! So that means limits have been put in place to insure that people don't get stabbed in the back or robbed of their hard earned riches. While you might decide to beg or trade for your goods most people prefer to complete their transaction through the driving force behind the WoW economy, The Auction House. It's easy, convenient, open 24/7, and charges fairly low tax for the items you sell. Of course, the auction house is not the only way to make money. Other methods include simply grinding, running instances, street vending, and many others.

In addition, monopolies and cartels are illegal in most countries but they are perfectly acceptable in World of Warcraft. That's because World of Warcraft is designed in such a way that monopolies and cartels will actually help the economy! Driving up prices stimulates economic growth and allows all players, not just you, the opportunity to make more money. Who says crime and unfair business practice does pay? 😊 It does in WoW!

It is also important to keep in mind the prices of goods on each server. Unfortunately the prices of items and their rarity/demand differs from server to server (they really can't make it easy can they!). So keep in mind that you can't simply take a look at the average prices posted on websites. Instead, look for the prices specific to your server to determine what items to make and farm.

III. General Tips

I want to start first by offering some general tips and tricks which will allow you to make gold more efficiently, easily, and effectively. This section will outline some small steps you can take right from the start, to get your World of Warcraft character out on the right foot. While you don't need to follow all of these steps it is recommended that you at least take them into consideration and in mind when you are playing the game.

- Get the Auctioneer addon! This program is great and will help maximize your returns at the auction house if you learn how to use it (visit the forums on their webpage). You can download it by [CLICKING HERE](#).
- Learn how to use macros. Not only do they make the game easier for you but they allow you to be more efficient in your activities. This means that you can quest, farm, level, and grind faster!
- If you want to gain lots of money starting from the beginning, you should choose mining and skinning as your professions. If you want to make money later in the game fishing is your best bet as you won't make much use out of it until you have around 150+ fishing skill. While fishing may be boring it pays!
- Do every possible quest you can. Questing is not only the best way to level, but it is also a good way to make money and gain items. Especially early in the game.
- Learn to use the auction house. The AH can make you some serious gold regardless of if you are dealing in potions, epic weapons, or reagents. Learning to use it can be tricky and take some time but it pays off well when a hot item comes into demand!
- Do not buy any items/equips for your character until you are over level 15. You don't need them and quests will provide you with good enough items to survive off of early in the game. Don't waste your time and money!
- Buy your backpacks as early as possible! And remember, the biggest is the best! The more items you can hold the more money you stand to make.
- Consider having multiple characters on the same server (an alternative character). Create a character that you don't play much and station him/her in a capital city. This can be helpful if you have extra materials that can be processed and resold. Simply send them to your ALT to process and then send them back to your main character.
- Do not take Engineering or Blacksmithing as your professions.
- Pick up every single item you find. Sell grey items to vendors and sell white trade goods, greens, and blues in the auction house.

- Buy and find limited recipes. Most recipes can be bought from a specific vendor however some can only be bought once or maybe twice from a vendor in a certain time frame. These recipes with limited availability usually sell very well.
- If you hold shift button while looting, you save a few seconds. It all adds up!
- When you sell stuff in the auction house always put a buyout price on your items. This will help you sell them faster. Also, make sure to set the buyout price slightly lower than what others are selling it for.
- Fight mobs that are 1-4 levels below you. The faster you kill mobs, the more money you will gain and the more items you will get!
- Get a mount as soon as possible. This should be your main focus. The faster you can travel, the more money you can make.
- If possible, try to level your character by killing beasts and humanoids. If you are a skinner, you can skin the beasts you have slain. And humanoids will drop coins every time.
- Look out for neutral auction houses. With a little patience you can make good money selling recipes, pets, and items through them.
- Get WoW addons. There are programs out there that can interact with your World of Warcraft game and assist you in various tasks ranging from quests, coordinates, item locations, and much more! Visit Curse.com to browse some!
- True money making starts after level 10! So do not waste your time by farming things when you are below 10. You want to level up to 10 as soon as possible. However, you will also gain lots of money even at level 1 if you choose mining and skinning as a profession.

IV. Professions

Engineering/Leatherworking-

Some of the stuff you make can be great to sell, but most of the stuff is just junk and sells for little to nothing on the market. However, there are a few good items out there which yield nice profits. A list of items you can make as an engineer is available [HERE](#). For Engineering it is best to focus on making rifles, especially the dark iron rifle as it sells for the most gold out of any rifle. The rifle sells for a nice 55 gold ([CLICK HERE](#) for most recent price) For more information on the Dark Iron Rifle [CLICK HERE](#). That's about all you can sell... As for Leatherworking, [Cobrascale Hood](#) can rack in a fortune selling for about 950 gold each! ([CLICK HERE](#) for most recent price)

Primal Air-

Another great strategy for making gold using the engineering profession is to farm [Primal Air](#) in [Nagrand](#). All you need is a [Zapthrottle Mote Extractor](#), a [goggle](#) that can let you see and track [Windy Clouds](#), an Epic Flying Mount, and have [Find Minerals](#) active.

Each [Windy Cloud](#) will have two to six [Motes of Air](#) in it, and there are plenty of mining (and herb) nodes on the way. In one hour on an Epic Flying Mount and with [Mining](#), you can expect to get something like below.

[Primal Air](#) x11 = 308 gold

[Primal Earth](#) x3 = 9 gold

[Adamantite Ore](#) x75 = 90 gold

[Khorium Ore](#) x10 = 15 gold



The map above gives you a good path to follow when farming from these windy clouds and is where most of them are available so that you can optimize your gold making. The red dots represent where windy clouds are most often found however, these locations have been known to change.

***More information on Engineering can be found [HERE](#).**

***More information on Leatherworking can be found [HERE](#).**

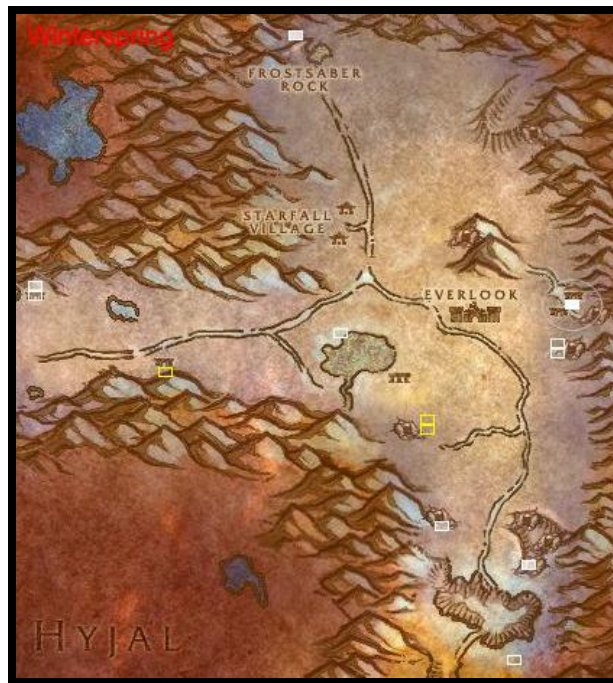
Herbalism-

Herbalism is a great money making profession as well. Like Mining, herbalism requires a tracking skill. This skill lets you see what herbs are on the mini map. Herbalism can start at any level and Taurens have that extra 15+ herbalism boost so if you are considering this profession you might want to pick this character class.

Black Lotus-

The best money making herb is **black lotus** which auctions for about 12 gold each ([CLICK HERE](#) for most recent price) because of its rarity. All in all the item is fairly difficult to find however, it sells for more than most plants do, so it's well worth the effort when you do manage to find it.

Map of Black Lotus Locations: (Click on picture for full zone map)



All locations are possible culprits for Black Lotus. It has also been rumored that Alterac Valley also has a good amount of these however, this has yet to be confirmed.

Fadeleaf-

Another good item that is fairly common is [fadeleaf](#) which sells at the auction house for about 4 silver ([CLICK HERE](#) for most recent price). This item is required by Rogues to Vanish and Blind so its demand remains relatively good. All in all this profession is a great gold maker and even better if you pair it up with the Alchemy profession.

Map of fadeleaf Locations: (Click on picture for full zone map)



The above locations are great for finding fadeleaf. You shouldn't have any trouble spotting it as its fairly common. Another common location to find this herb is in the Scarlet Monastery although no exact locations are available.

Stranglekelp-

Another excellent farming strategy is to farm [stranglekelp](#). Farming [stranglekelp](#) is very easy to do and a good way to make gold as a lower level character. What makes this strategy even better is that you only need a skill level of 85 to collect this item. One of the best locations for collecting this herb is in the wetlands and another is in Ashevale, along the Zoram Strand zone. You should have no problem collecting lots of [stranglekelp](#) in these locations due to their quick re-spawn rate. By the time you make it back down the coasts there should be more of it waiting for you to collect! You should expect to collect about 2.5 gold per stack and as a level ~20 character that should equate to about 10 gold per hour. Not half bad if you ask me!

Map of stranglekelp Locations: (Click on picture for full zone map)



These locations are ideal for farming stranglekelp. Simply work your way up and down the coasts making sure to avoid the mobs (they are pretty easy to dodge) and you should be making tons of gold in no time!

Gromsblood-

This is yet another good gold making strategy which will only require 30-45 minutes of your time to do! The name of the game is [gromsblood](#) and it sells anywhere from 1-4 gold a piece ([CLICK HERE](#) for most recent price) at the auction house! Desolace is probably the best location to farm this item. Either start Mannoroc Coven or the pool to the right of it. Once you have collected all of the Gromsblood in the area you can logout for 15 minutes. When you log back in presto! The Gromsblood will have re-spawned for you!

Map of Gromsblood Locations: (Click on picture for full zone map)



Simple circle around Mannoroc Coven collecting all the nodes of Gromsblood, logout, and then do it over again! You will be making tons of gold in no time!

***More information on Herbalism can be found [HERE](#).**

Tailoring-

Cloths-

This profession can really come in handy and works even better if paired with Enchanting. You can easily make level 65+ blue items to disenchant for shards. Another great way to make money with Tailoring is selling [spellcloth](#) or [shadowcloth](#), keep in mind you can make 2 every 4 days at an altar/moonwell/netherstorm location. Shadowcloth components include: 1x [Primal Fire](#), 1x [Primal Shadow](#), and 1x [Bolt of Imbued Netherweave](#) with a 92 hour cooldown. Spellcloth components include: 1x [Bolt of Imbued Netherweave](#), 1x [Primal Mana](#), and 1x [Primal Fire](#). Keep in mind that each component is made at the Altar of Shadows. The Altar of Shadows is in southeast Shadowmoon Valley opposite Netherwing Ledge. We have included a map below.

[Map of The Altar of Shadows Location:](#) (Click on picture for full zone map)



The red dot on this map represents the location of The Altar of Shadows.

Bags-

Another awesome way to make some cash is selling your bags. People will kill for 18 slot bags when they hit 70, so they're very high demand. I have sold about 40 [Imbued Netherweave Bags](#) in the auction house and turned a profit of about 900 gold, all in one day! Keep in mind this item requires:

4x [Bolt of Imbued Netherweave](#), 2x [Netherweb Spider Silk](#), and 1x [Greater Planar Essence](#).

*Look [HERE](#) for a list of other bags you can create and make a profit off of using tailoring.

Shirts-

Dark Silk shirts sell anywhere from 1-2 gold in the auction house ([CLICK HERE](#) for most recent price). To make sure they sell you can list them with a buyout of slightly less than what everyone else is getting for them. You will need a skill level of 155 and the following components: 2x **Bolt of Silk Cloth**, 2x **Gray Dye**, and 1x **Fine Thread**. Another option is to make and sell the **Rich Purple Shirt**. This item is classified as a rare blue pattern but sells really well for what it is. The average price to range anywhere upwards of 5 gold! ([CLICK HERE](#) for most recent price) This item requires a skill level of 185 and the following components: 4x **Bolt of Silk Cloth**, 1x **Purple Dye**, and 1x **Silken Thread**.

Other Items-

I recommend that you don't bother selling the higher level items. Most high level characters have run enough instances that they have good items already and have no need for any higher level tailored ones. A level 45 green item can cost upwards of 12g to make (ex- frostweave items). No one is going to be spending that much gold for a green item. So you can see why I would stay away from this aspect!

***More information on Tailoring can be found [HERE](#).**

Skinning-

Skinning doesn't really get you anywhere at low levels however, it is excellent at higher levels. In addition, skinning is probably the most convenient gold making profession. You just skin the mobs that you have already killed so you don't really have to go out of your way and the process only takes a few seconds. At level 40 you can expect to make 100 gold an hour just from simply skinning creatures in zones such as Tanaris. Getting 1000 Heavy Leather each hour is not unheard of either! Skinning really picks up at level 50-60, when you start getting rugged leather, warbear leather, and core leather. Levels 60-70 will yield the best outcome obviously. I would suggest this profession to someone who just grinds all the time! You'll do a lot of Skinning if all you're doing is grinding. It's also one of the easiest professions to level up depending on who you ask 😊.

One way to power level this is to skin monsters that are skinnable (beasts). When you get a stack of skins you can sell them at the auction house. Remember to check their current price first though! The best way is to wait until your inventory is full and then visit a vendor or the auction house. Below is a list of items, the level of the beasts you will get them off of, and the price they go for.

| Name | Beasts level | Price |
|-----------------------|--------------|----------------------------|
| Ruined Leather Scraps | 1 | Click Here |
| Light Hide | 10 | Click Here |
| Light Leather | 10 | Click Here |
| Medium Hide | 20 | Click Here |
| Medium Leather | 20 | Click Here |
| Heavy Hide | 30 | Click Here |
| Heavy Leather | 30 | Click Here |
| Thick Hide | 40 | Click Here |
| Thick Leather | 40 | Click Here |
| Chimera Leather | 50 | Click Here |
| Devilsaur Leather | 50 | Click Here |
| Frostsaber Leather | 50 | Click Here |
| Rugged Hide | 50 | Click Here |
| Rugged Leather | 50 | Click Here |
| Warbear Leather | 50 | Click Here |
| Core Leather | 60 | Click Here |

Here are some good locations for skinning arranged by increasing skinning level and beast level. These locations will allow you to level quickly as well as make some serious cash doing so!

Zhevra Leather- This stuff is a really low drop rate and it might be off a low level mob, but it really saves level 60+ a lot of time to buy these in the auction house instead of gathering them by themselves. For that reason its not uncommon to see these sell for about 3 to 4 gold! And if you put them up for a few silver, they always sell in a matter of minutes. You want to get this item mostly off of the level 20-21 **Zhevra Courser** because it has a 14.1% drop rate (The highest of the Zhevra's) to drop this item.

Map of The Zhevra Courser Locations: (Click on picture for full zone map)



Heavy Leather- This item usually sells for about 6 silver and is a good way to make profit off of by selling it at the auction house. **Jungle Thunderer's** near (42, 27) in STV nearly always drop this when skinned, so they are an excellent candidate for skinning. Also, their re-spawn rate is excellent not to mention that there are plenty of them in the area to go around! They are by far the best mobs to grind when you are level 36-39. They drop greens rather frequently as well. Plus you can also make good money off of the Coarse Gorilla Hair that keeps dropping. You can get about 60 gold per stack off of this item alone, not to mention the money you make off of the heavy leather.

Map of The Jungle Thunderer Locations: (Click on picture for full zone map)



Thank You for previewing this eBook

You can read the full version of this eBook in different formats:

- HTML (Free /Available to everyone)
- PDF / TXT (Available to V.I.P. members. Free Standard members can access up to 5 PDF/TXT eBooks per month each month)
- Epub & Mobipocket (Exclusive to V.I.P. members)

To download this full book, simply select the format you desire below

