

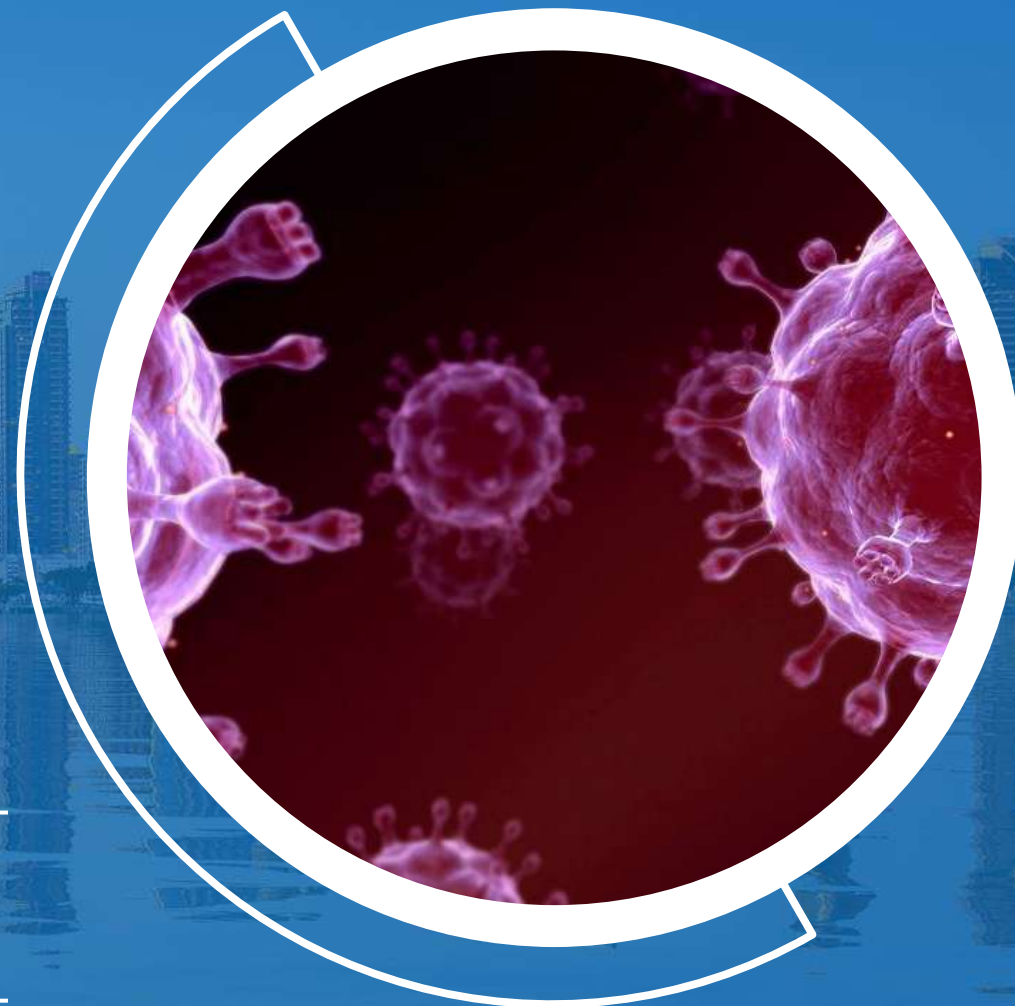
A sample report on

# Philippines HIV Therapeutics Market Analysis

---

Includes Market Size, Market Segmented by Types  
and Key Competitors (Data forecasts from 2022 – 2030F)

---





This report presents a strategic analysis of the **Philippines HIV Therapeutics Market** and a forecast for its development in the medium and long term. It provides a comprehensive overview of the market value, dynamics, segmentation, types of clinical diagnostics, point-of-care testing, main players, growth and demand drivers, challenges & future outlook, etc. This is one of the most comprehensive reports about the **Philippines HIV Therapeutics Market**, and offers unmatched value, accuracy, and expert insights

# Report Scope

Report Attribute	Details
Number of Pages	70-80
Base Year for Estimation	2022
Forecast Period	2023-2030
Report Coverage	Market Overview, Revenue Forecast, Market Segmentation, Growth Factors and Trends, Competitive Landscape, Key Company Profiles, Government Policies, Regulatory Landscape, Reimbursement Scenario
Quantitative Units	Revenue in USD Million/Billion (Mn/Bn)
Research Approach	Secondary Research (60%), Primary Research (40%)

Click on the icon to know the detailed methodology 

# Table of Content

CONTENT	PG. NO.
<b>1. HIV Therapeutics Overview</b>	12-25
1.1. Overview	
1.2. Philippines Overview	
1.3. Economic Overview: Philippines	
1.4. HIV Therapeutics Market in Philippines	
1.5. Pharmaceuticals Market in Philippines	
1.6. Healthcare Scenario in Philippines	
1.7. Health Insurance Coverage: Philippines	
1.8. Budget of the Government for Public Insurance	
1.9. Mergers and Acquisitions	
<b>2. Market Size and Forecasting</b>	26-33
2.1 Market size and forecasts (Excel and Methodology)	

# Table of Content

CONTENT	PG. NO.
2.2. Market Segmentation	
2.2.1 Types	
2.2.2. Distribution Channel	
<b>3. Market Dynamics</b>	34-38
<b>3.1. Market Growth Drivers</b>	
3.1.1. Philippines HIV Therapeutics Market Driver 1	
3.1.2. Philippines HIV Therapeutics Market Driver 2	
3.1.3. Philippines HIV Therapeutics Market Driver 3	
<b>3.2. Market Restraints</b>	
3.2.1. Philippines HIV Therapeutics Market Restraint 1	
3.2.2. Philippines HIV Therapeutics Market Restraint 2	

# Table of Content

CONTENT	PG. NO.
3.2.3. Philippines HIV Therapeutics Market Restraint 3	
<b>4. Competitive Landscape</b>	39-49
<b>4.1. Major Market Share</b>	
<b>4.2. Key Company Profile</b>	
4.2.1. Gilead Sciences	
4.2.1.1. Overview	
4.2.1.2. Product Applications & Services	
4.2.1.3. Recent Developments	
4.2.1.4. Partnerships Ecosystem	
4.2.1.5. Financials (Based on Availability)	
4.2.2. Merck	
4.2.2.1. Overview	

# Table of Content

CONTENT	PG. NO.
4.2.2.2. Product Applications & Services	
4.2.2.3. Recent Developments	
4.2.2.4. Partnerships Ecosystem	
4.2.2.5. Financials (Based on Availability)	
4.2.3. Pfizer	
4.2.3.1. Overview	
4.2.3.2. Product Applications & Services	
4.2.3.3. Recent Developments	
4.2.3.4. Partnerships Ecosystem	
4.2.3.5. Financials (Based on Availability)	
4.2.4. AstraZeneca	
4.2.4.1. Overview	

# Table of Content

CONTENT	PG. NO.
4.2.4.2. Product Applications & Services	
4.2.4.3. Recent Developments	
4.2.4.4. Partnerships Ecosystem	
4.2.4.5. Financials (Based on Availability)	
4.2.5. United Laboratories	
4.2.5.1. Overview	
4.2.5.2. Product Applications & Services	
4.2.5.3. Recent Developments	
4.2.5.4. Partnerships Ecosystem	
4.2.5.5. Financials (Based on Availability)	
4.2.6. Mercury Drug Corporation	
4.2.6.1. Overview	



# Table of Content

CONTENT	PG. NO.
4.2.6.2. Product Applications & Services	
4.2.6.3. Recent Developments	
4.2.6.4. Partnerships Ecosystem	
4.2.6.5. Financials (Based on Availability)	
4.2.7. Novartis	
4.2.7.1. Overview	
4.2.7.2. Product Applications & Services	
4.2.7.3. Recent Developments	
4.2.7.4. Partnerships Ecosystem	
4.2.7.5. Financials (Based on Availability)	
4.2.8. GlaxoSmithKline	
4.2.8.1. Overview	

# Table of Content

CONTENT	PG. NO.
4.2.8.2. Product Applications & Services	
4.2.8.3. Recent Developments	
4.2.8.4. Partnerships Ecosystem	
4.2.8.5. Financials (Based on Availability)	
4.2.9. Johnson & Johnson	
4.2.9.1. Overview	
4.2.9.2. Product Applications & Services	
4.2.9.3. Recent Developments	
4.2.9.4. Partnerships Ecosystem	
4.2.9.5. Financials (Based on Availability)	
4.2.10. ViiV Healthcare	
4.2.10.1. Overview	

# Table of Content

CONTENT	PG. NO.
4.2.10.2. Product Applications & Services	
4.2.10.3. Recent Developments	
4.2.10.4. Partnerships Ecosystem	
4.2.10.5. Financials (Based on Availability)	
<b>5. Reimbursement Scenario</b>	50-57
5.1. Reimbursement Regulation	
5.2. Reimbursement Process for Diagnosis	
5.3. Reimbursement Process for Treatment	
<b>6. Methodology &amp; Scope</b>	58-63

## Philippines HIV Therapeutics Market Analysis

# 1. HIV Therapeutics Overview

# 1.1 Statistics at a Glance: The Burden of HIV in the World

## Prevalence of HIV



**38.4 Mn**  
are living with HIV  
worldwide



**0.7%**  
of people aged between 15–  
49 years worldwide are living  
with HIV



**1 in 25**  
adults in African  
region are affected  
by HIV



**650,000**  
people died of HIV-related  
illnesses worldwide in 2021



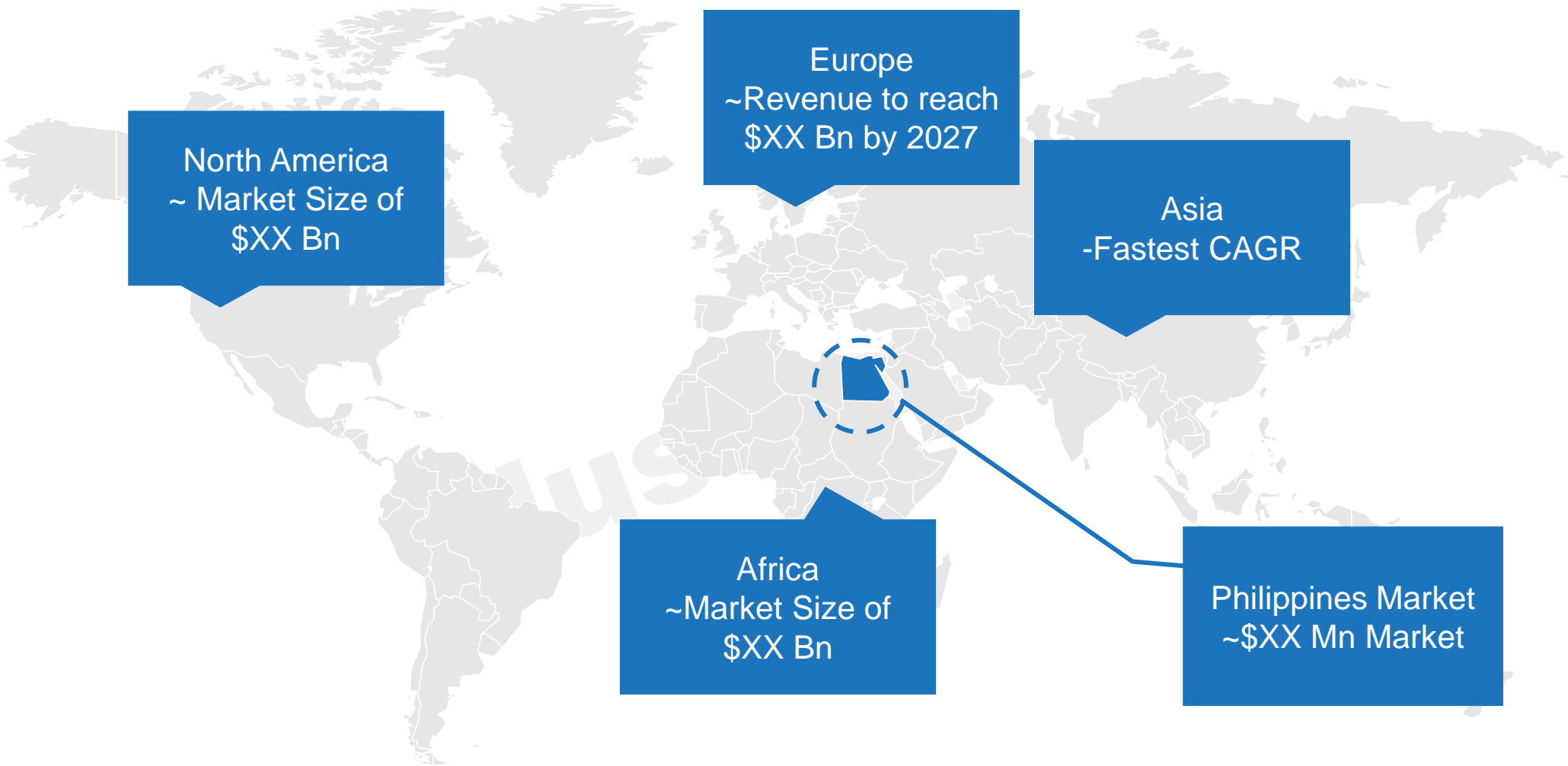
**90**  
low- and middle-income  
countries reported a total of 190  
million people tested and  
received results in 2020



**160,000**  
children have acquired  
HIV in 2021

- Please be aware that this sample report is intended to provide you with a brief overview of the kind of information and analysis that will be presented in the final report
- In this section you will get an understanding of the topic, which includes the prevalence of the disease, the application of medical devices, new technology, and other details related to the topic
- In order to obtain access to all of the information that you are seeking, you will need to purchase the final report
- Final report will be comprehensive and detailed, and it will include data, analysis, trends, and other relevant information related to the topic or subject matter of interest

# 1.1 Statistics at a Glance: The Burden of HIV in the World (continued)



**Illustrative**

## 1.2 Philippines Overview



**111 Mn**

Is the population of Philippines, in 2021



**\$394 Mn**

Is the Gross Domestic Product (GDP) in Philippines in 2021



**30**

Is the median age in Philippines, in 2022



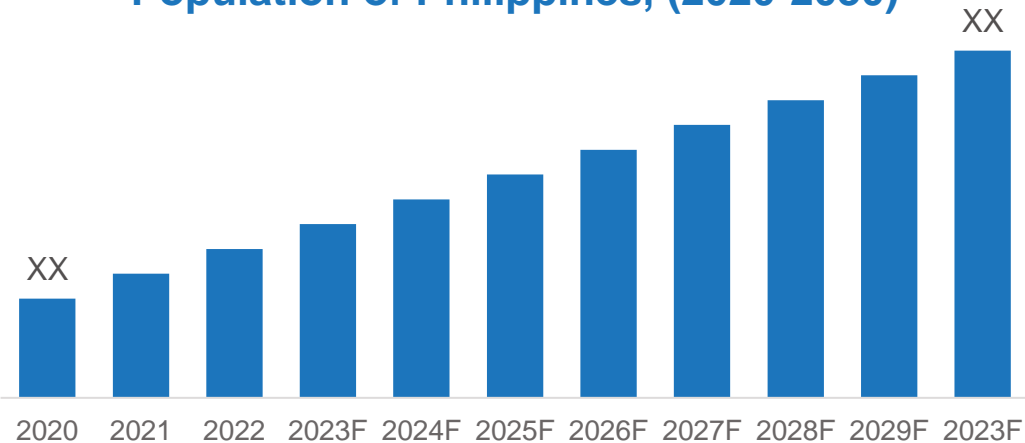
**\$175**

per capita was the amount of national health expenditures in 2021

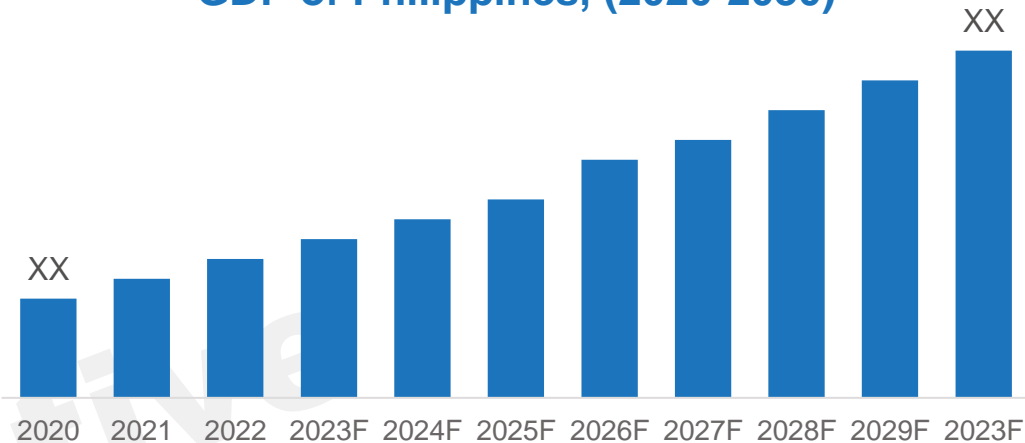
- Please be aware that this sample report is intended to provide you with a brief overview of the kind of information and analysis that will be presented in the final report
- In this section you will get an understanding of the demographics of the country/region, which includes the population, GDP, healthcare expenditure and other details related to the topic
- In order to obtain access to all of the information that you are seeking, you will need to purchase the final report
- Final report will be comprehensive and detailed, and it will include data, analysis, trends, and other relevant information related to the topic or subject matter of interest

# 1.3 Economic Overview: Philippines

Population of Philippines, (2020-2030)

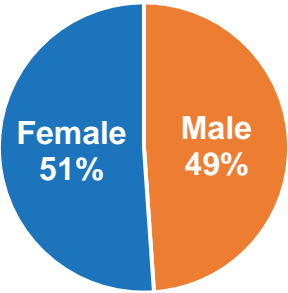


GDP of Philippines, (2020-2030)

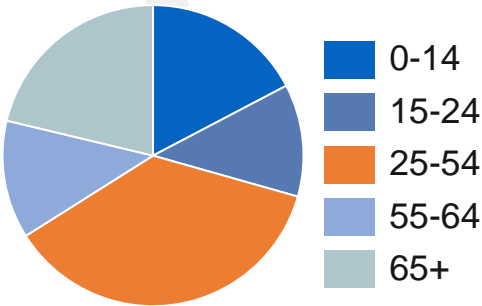


Population Split (2023)

By Gender



By Age Group



- In this section you will get an understanding of the demographics of the country/region, which includes the population, GDP, healthcare expenditure and other details related to the topic
- In order to obtain access to all of the information that you are seeking, you will need to purchase the final report
- Final report will be comprehensive and detailed, and it will include data, analysis, trends, and other relevant information related to the topic or subject matter of interest

**Illustrative**



# 1.4 Statistics at a Glance: The Burden of HIV in Philippines

## Prevalence of HIV



**21%**  
higher cases were  
detected in 2022  
than 2021



**41**  
cases of HIV were detected in  
2022 as compared to 34 in  
2021



**14,970**  
new HIV cases  
detected between  
January and  
December 2022



**4,377**  
people diagnosed with  
acquired immunodeficiency  
syndrome in 2022



**14,637**  
cases were due to sexual  
contact



**95**  
HIV infections were  
acquired through sharing  
of infected needles

- Please be aware that this sample report is intended to provide you with a brief overview of the kind of information and analysis that will be presented in the final report
- In this section you will get an understanding of the topic, which includes the prevalence of the disease, the application of medical devices, new technology, and other details related to the topic in Philippines
- In order to obtain access to all of the information that you are seeking, you will need to purchase the final report
- Final report will be comprehensive and detailed, and it will include data, analysis, trends, and other relevant information related to the topic or subject matter of interest

## Thank You for previewing this eBook

You can read the full version of this eBook in different formats:

- HTML (Free /Available to everyone)
- PDF / TXT (Available to V.I.P. members. Free Standard members can access up to 5 PDF/TXT eBooks per month each month)
- Epub & Mobipocket (Exclusive to V.I.P. members)

To download this full book, simply select the format you desire below

