



A sample report on

Norway Medical and Diagnostic Laboratory Service Market Analysis

Includes Market Size, Market Segmented by Types
and Key Competitors (Data forecasts from 2022 – 2030F)

 www.insights10.com



This report presents a strategic analysis of the **Norway Medical and Diagnostic Laboratory Service Market Analysis** and a forecast for its development in the medium and long term. It provides a comprehensive overview of the market value, dynamics, segmentation, types of clinical diagnostics, point-of-care testing, main players, growth and demand drivers, challenges & future outlook, etc. This is one of the most comprehensive reports about the **Norway Medical and Diagnostic Laboratory Service Market Analysis**, and offers unmatched value, accuracy, and expert insights

Report Scope

Report Attribute	Details
Number of Pages	70-80
Base Year for Estimation	2022
Forecast Period	2023-2030
Report Coverage	Market Overview, Revenue Forecast, Market Segmentation, Growth Factors and Trends, Competitive Landscape, Key Company Profiles, Government Policies, Regulatory Landscape, Reimbursement Scenario
Quantitative Units	Revenue in USD Million/Billion (Mn/Bn)
Research Approach	Secondary Research (60%), Primary Research (40%)

Click on the icon to know the detailed methodology 

Table of Content

CONTENT	PG. NO.
1. Healthcare Diagnostics Overview	12-25
1.1. Overview	
1.2. Norway Overview	
1.3. Economic Overview: Norway	
1.4. Healthcare Diagnostics Market in Norway	
1.5. Healthcare Services Market in Norway	
1.6. Healthcare Scenario in Norway	
1.7. Health Insurance Coverage: Norway	
1.8. Budget of the Government for Public Insurance	
1.9. Mergers and Acquisitions	
2. Market Size and Forecasting	
2.1 Market size and forecasts (Excel and Methodology)	26-33

Table of Content

CONTENT	PG. NO.
2.2. Market Segmentation	
2.2.1. By Test	
2.2.2. By Product	
2.2.3. By End User	
3. Market Dynamics	34-38
3.1. Market Growth Drivers	
3.1.1. Norway Medical and Diagnostic Laboratory Service Market Analysis Driver 1	
3.1.2. Norway Medical and Diagnostic Laboratory Service Market Analysis Driver 2	
3.1.3. Norway Medical and Diagnostic Laboratory Service Market Analysis Driver 3	
3.2. Market Restraints	
3.2.1. Norway Medical and Diagnostic Laboratory Service Market Analysis Restraint 1	
3.2.2. Norway Medical and Diagnostic Laboratory Service Market Analysis Restraint 2	

Table of Content

CONTENT	PG. NO.
3.2.3. Norway Medical and Diagnostic Laboratory Service Market Analysis Restraint 3	
4. Competitive Landscape	39-49
4.1. Major Market Share	
4.2. Key Company Profile	
4.2.1. Vestre Viken HF	
4.2.1.1. Overview	
4.2.1.2. Product Applications & Services	
4.2.1.3. Recent Developments	
4.2.1.4. Partnerships Ecosystem	
4.2.1.5. Financials (Based on Availability)	
4.2.2. Fürst Medical Laboratory	
4.2.2.1. Overview	

Table of Content

CONTENT	PG. NO.
4.2.2.2. Product Applications & Services	
4.2.2.3. Recent Developments	
4.2.2.4. Partnerships Ecosystem	
4.2.2.5. Financials (Based on Availability)	
4.2.3. Sykehusapotekene	
4.2.3.1. Overview	
4.2.3.2. Product Applications & Services	
4.2.3.3. Recent Developments	
4.2.3.4. Partnerships Ecosystem	
4.2.3.5. Financials (Based on Availability)	
4.2.4. Norgesplaster	
4.2.4.1. Overview	

Table of Content

CONTENT	PG. NO.
4.2.4.2. Product Applications & Services	
4.2.4.3. Recent Developments	
4.2.4.4. Partnerships Ecosystem	
4.2.4.5. Financials (Based on Availability)	
4.2.5. Unilabs	
4.2.5.1. Overview	
4.2.5.2. Product Applications & Services	
4.2.5.3. Recent Developments	
4.2.5.4. Partnerships Ecosystem	
4.2.5.5. Financials (Based on Availability)	
4.2.6. SYNLAB Norge	
4.2.6.1. Overview	

Table of Content

CONTENT	PG. NO.
4.2.6.2. Product Applications & Services	
4.2.6.3. Recent Developments	
4.2.6.4. Partnerships Ecosystem	
4.2.6.5. Financials (Based on Availability)	
4.2.7. Aleris	
4.2.7.1. Overview	
4.2.7.2. Product Applications & Services	
4.2.7.3. Recent Developments	
4.2.7.4. Partnerships Ecosystem	
4.2.7.5. Financials (Based on Availability)	
4.2.8. Quantum Diagnostics Sdn Bhd	
4.2.8.1. Overview	

Table of Content

CONTENT	PG. NO.
4.2.8.2. Product Applications & Services	
4.2.8.3. Recent Developments	
4.2.8.4. Partnerships Ecosystem	
4.2.8.5. Financials (Based on Availability)	
4.2.9. Oslo University Hospital	
4.2.9.1. Overview	
4.2.9.2. Product Applications & Services	
4.2.9.3. Recent Developments	
4.2.9.4. Partnerships Ecosystem	
4.2.9.5. Financials (Based on Availability)	
4.2.10. Helse Bergen	
4.2.10.1. Overview	

Table of Content

CONTENT	PG. NO.
4.2.10.2. Product Applications & Services	
4.2.10.3. Recent Developments	
4.2.10.4. Partnerships Ecosystem	
4.2.10.5. Financials (Based on Availability)	
5. Reimbursement Scenario	50-57
5.1. Reimbursement Regulation	
5.2. Reimbursement Process for Diagnosis of Diseases	
5.3. Reimbursement Process for Treatment of Diseases	
5.4. Reimbursement Process – Medicare	
5.5. Reimbursement Process - Medicaid	
6. Methodology & Scope	58-63

Norway Medical and Diagnostic Laboratory Service Market Analysis

1. Healthcare Diagnostics Overview

1.1 Statistics at a Glance: The Scenario of Healthcare Diagnostics in the World

Scope of Healthcare Diagnostics



165.58 Bn

Global diagnostic market stood at USD 165.58 Bn in 2021



3.24%

Diagnostics segment in globe is projected to **grow by 3.24% (2023-2027)** resulting in a market volume of \$348.75 Bn in 2030

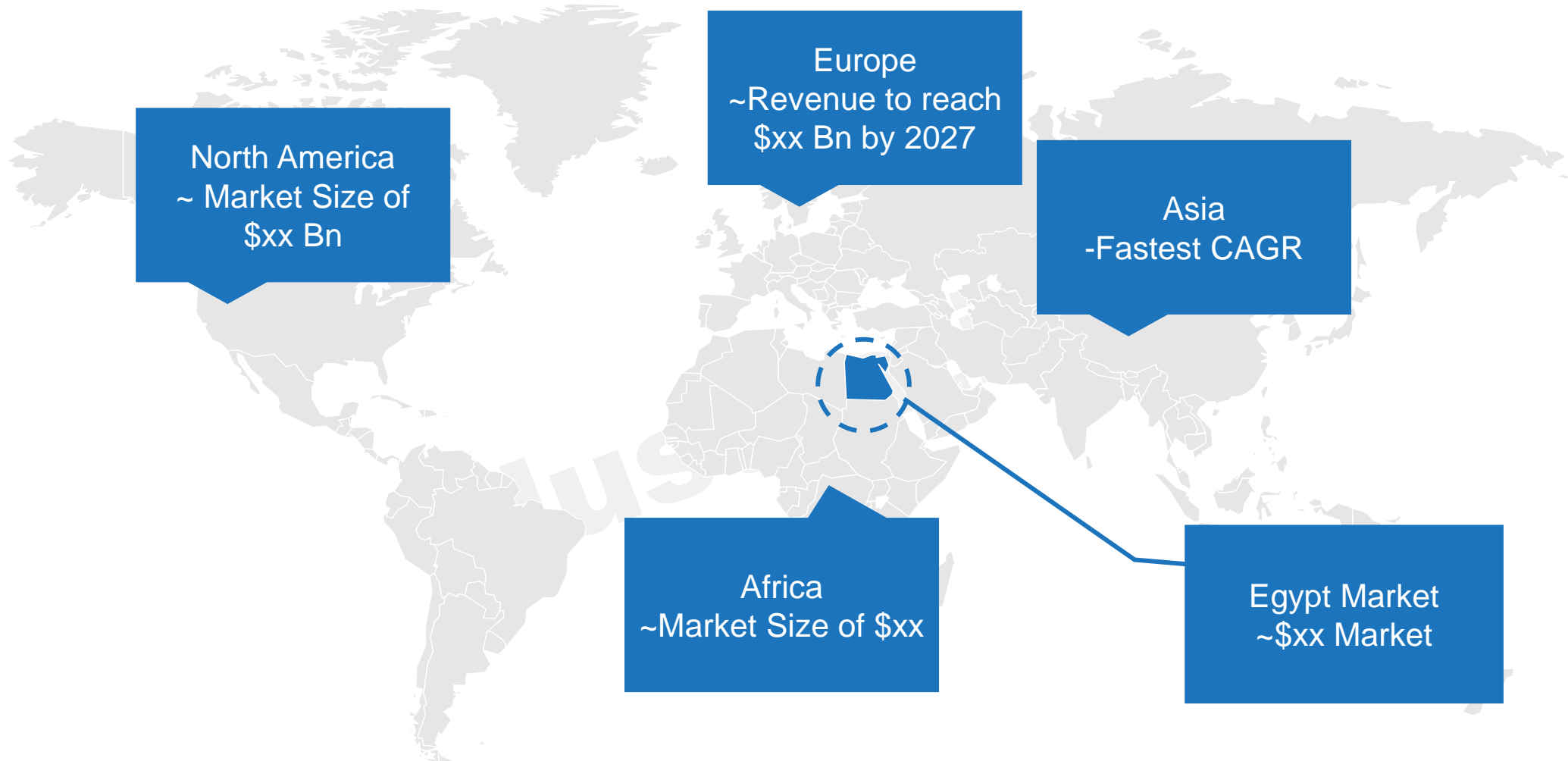


68.96%

non-communicable diseases are responsible for 74% of all fatalities in World

- Please be aware that this sample report is intended to provide you with a brief overview of the kind of information and analysis that will be presented in the final report
- In this section you will get an understanding of the topic, which includes the prevalence of the disease, the application of medical devices, new technology, and other details related to the topic
- In order to obtain access to all of the information that you are seeking, you will need to purchase the final report
- Final report will be comprehensive and detailed, and it will include data, analysis, trends, and other relevant information related to the topic or subject matter of interest

1.1 Statistics at a Glance: The Scenario of Healthcare Diagnostics in the World (continued)



Illustrative

1.2 Norway Overview



5.54 Mn

Is the population of Norway, in 2023



489.68 Bn

Is the Gross Domestic Product (GDP) in Norway in 2023



34.68

Is the median age in Norway, in 2022



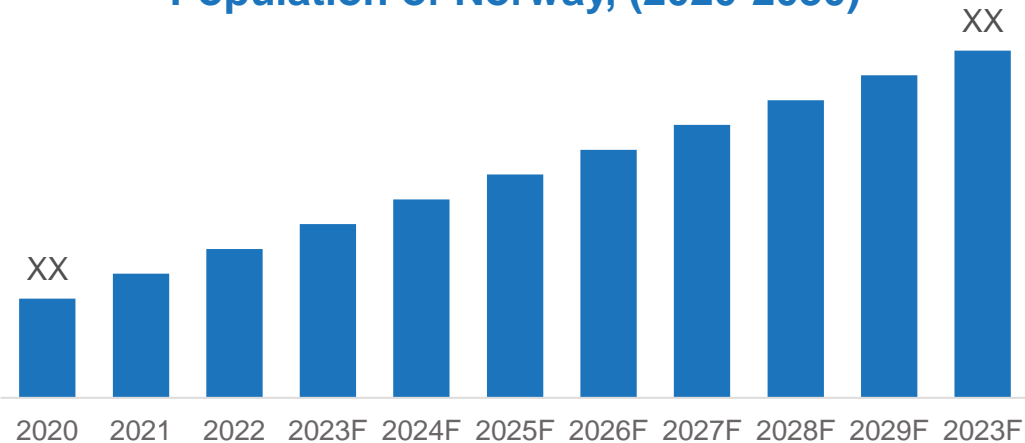
\$89,154.28

per capita was the amount of national health expenditures in 2022

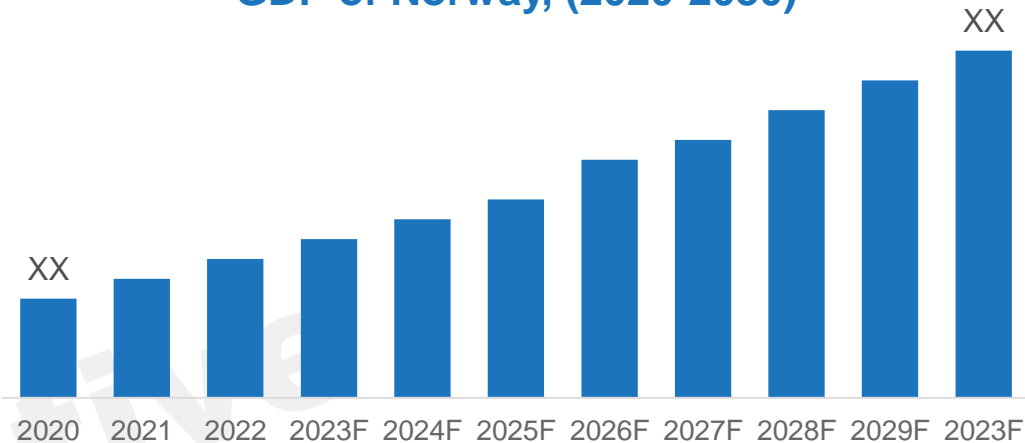
- Please be aware that this sample report is intended to provide you with a brief overview of the kind of information and analysis that will be presented in the final report
- In this section you will get an understanding of the demographics of the country/region, which includes the population, GDP, healthcare expenditure and other details related to the topic
- In order to obtain access to all of the information that you are seeking, you will need to purchase the final report
- Final report will be comprehensive and detailed, and it will include data, analysis, trends, and other relevant information related to the topic or subject matter of interest

1.3 Economic Overview: Norway

Population of Norway, (2020-2030)

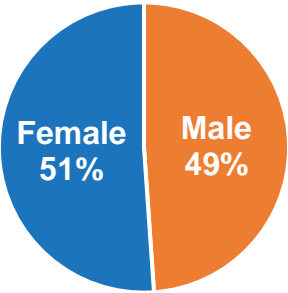


GDP of Norway, (2020-2030)

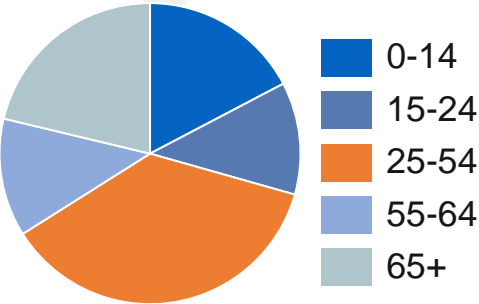


Population Split (2023)

By Gender



By Age Group



- In this section you will get an understanding of the demographics of the country/region, which includes the population, GDP, healthcare expenditure and other details related to the topic
- In order to obtain access to all of the information that you are seeking, you will need to purchase the final report
- Final report will be comprehensive and detailed, and it will include data, analysis, trends, and other relevant information related to the topic or subject matter of interest

Illustrative

1.4 Statistics at a Glance: The Scenario of Healthcare Diagnostics in the Norway

Scope of Healthcare Diagnostics



1258.65 Mn

Norway Medical and diagnostic market stood at USD 1011.24 Million in 2021



\$3.2 billion

Norway's healthcare expenditures are expected to double to \$3.2 billion by 2028



4.58%

Diagnostics segment in Norway is projected to **grow by 4.58% (2023-2027)** resulting in a market volume of US\$1235.58 Mn in 2027



68.59%

non-communicable diseases are responsible for 68.59% of all fatalities in Norway

- Please be aware that this sample report is intended to provide you with a brief overview of the kind of information and analysis that will be presented in the final report
- In this section you will get an understanding of the topic, which includes the prevalence of the disease, the application of medical devices, new technology, and other details related to the topic
- In order to obtain access to all of the information that you are seeking, you will need to purchase the final report
- Final report will be comprehensive and detailed, and it will include data, analysis, trends, and other relevant information related to the topic or subject matter of interest

Thank You for previewing this eBook

You can read the full version of this eBook in different formats:

- HTML (Free /Available to everyone)
- PDF / TXT (Available to V.I.P. members. Free Standard members can access up to 5 PDF/TXT eBooks per month each month)
- Epub & Mobipocket (Exclusive to V.I.P. members)

To download this full book, simply select the format you desire below

