

insights10

A sample report on

Kenya Retail Pharmacy Market Analysis

Includes Market Size, Market Segmented by Types
and Key Competitors (Data forecasts from 2022 – 2030F)

 www.insights10.com



This report presents a strategic analysis of the **Kenya Retail Pharmacy Market** and a forecast for its development in the medium and long term. It provides a comprehensive overview of the market value, dynamics, segmentation, main players, growth and demand drivers, challenges & future outlook, etc. This is one of the most comprehensive reports about the **Kenya Retail Pharmacy Market**, and offers unmatched value, accuracy, and expert insights

Report Scope

Report Attribute	Details
Number of Pages	70-80
Base Year for Estimation	2022
Forecast Period	2023-2030
Report Coverage	Market Overview, Revenue Forecast, Market Segmentation, Growth Factors and Trends, Competitive Landscape, Key Company Profiles, Government Policies, Regulatory Landscape, Reimbursement Scenario
Quantitative Units	Revenue in USD Million/Billion (Mn/Bn)
Research Approach	Secondary Research (60%), Primary Research (40%)

Click on the icon to know the detailed methodology 

Table of Content

CONTENT	PG. NO.
1. Retail Pharmacy Overview	12-24
1.1. Overview	
1.2. Kenya Overview	
1.3. Economic Overview: Kenya	
1.4. Retail Pharmacy Market in Kenya	
1.5. Pharmaceuticals Market in Kenya	
1.6. Healthcare Scenario in Kenya	
1.7. Health Insurance Coverage: Kenya	
1.8. Budget of the Government for Public Insurance	
1.9. Mergers and Acquisitions	
2. Market Size and Forecasting	25-30
2.1 Market size and forecasts (Excel and Methodology)	

Table of Content

CONTENT	PG. NO.
2.2. Market Segmentation	
2.2.1. By Product	
2.2.2. By Therapeutic Area	
2.2.3. By Distribution Channel	
3. Market Dynamics	31-35
3.1. Market Growth Drivers	
3.1.1. Growing Population	
3.1.2. Increasing Burden of Communicable Diseases	
3.1.3. Rising Government Support	
3.2. Market Restraints	
3.2.1. Limited Healthcare Infrastructure	
3.2.2. Regulatory Challenges	

Table of Content

CONTENT	PG. NO.
3.2.3. Financial Viability	
4. Competitive Landscape	36-45
4.1. Major Market Share	
4.2. Key Company Profile	
4.2.1. Goodlife Pharmacy	
4.2.1.1. Overview	
4.2.1.2. Product Applications & Services	
4.2.1.3. Recent Developments	
4.2.1.4. Partnerships Ecosystem	
4.2.1.5. Financials (Based on Availability)	
4.2.2. Meds Pharmacy	
4.2.2.1. Overview	

Table of Content

CONTENT	PG. NO.
4.2.2.2. Product Applications & Services	
4.2.2.3. Recent Developments	
4.2.2.4. Partnerships Ecosystem	
4.2.2.5. Financials (Based on Availability)	
4.2.3. Tuskys Pharmacy	
4.2.3.1. Overview	
4.2.3.2. Product Applications & Services	
4.2.3.3. Recent Developments	
4.2.3.4. Partnerships Ecosystem	
4.2.3.5. Financials (Based on Availability)	
4.2.4. Chandarana Pharmacy	
4.2.4.1. Overview	

Table of Content

CONTENT	PG. NO.
4.2.4.2. Product Applications & Services	
4.2.4.3. Recent Developments	
4.2.4.4. Partnerships Ecosystem	
4.2.4.5. Financials (Based on Availability)	
4.2.5. The Nairobi Women's Hospital Pharmacy	
4.2.5.1. Overview	
4.2.5.2. Product Applications & Services	
4.2.5.3. Recent Developments	
4.2.5.4. Partnerships Ecosystem	
4.2.5.5. Financials (Based on Availability)	
4.2.6. Silvergate Pharmacies	
4.2.6.1. Overview	

Table of Content

CONTENT	PG. NO.
4.2.6.2. Product Applications & Services	
4.2.6.3. Recent Developments	
4.2.6.4. Partnerships Ecosystem	
4.2.6.5. Financials (Based on Availability)	
4.2.7. Norkan Pharmacy	
4.2.7.1. Overview	
4.2.7.2. Product Applications & Services	
4.2.7.3. Recent Developments	
4.2.7.4. Partnerships Ecosystem	
4.2.7.5. Financials (Based on Availability)	
4.2.8. Haltons Pharmacy	
4.2.8.1. Overview	

Table of Content

CONTENT	PG. NO.
4.2.8.2. Product Applications & Services	
4.2.8.3. Recent Developments	
4.2.8.4. Partnerships Ecosystem	
4.2.8.5. Financials (Based on Availability)	
4.2.9. Dawa Limited	
4.2.9.1. Overview	
4.2.9.2. Product Applications & Services	
4.2.9.3. Recent Developments	
4.2.9.4. Partnerships Ecosystem	
4.2.9.5. Financials (Based on Availability)	
4.2.10. Alpha Pharmacy	
4.2.10.1. Overview	

Table of Content

CONTENT	PG. NO.
4.2.10.2. Product Applications & Services	
4.2.10.3. Recent Developments	
4.2.10.4. Partnerships Ecosystem	
4.2.10.5. Financials (Based on Availability)	
5. Reimbursement Scenario	46-53
5.1. Reimbursement Regulation	
5.2. Reimbursement Process for Diagnosis	
5.3. Reimbursement Process for Treatment	
6. Methodology & Scope	54-60

Kenya Retail Pharmacy Market Analysis

1. Retail Pharmacy Overview

Overview of Global Retail Pharmacy Trends

Retail Pharmacy Industry: Facts and Emerging Trends

15% and 30%

Is regional pharmacies represented of stores and prescription revenue
Respectively in US in 2021

138,000

Is on a per-store basis, retail chains dispense annually about 50% more than grocers, the next largest prescription dispensers per retail location in US in 2021

>90%

Retail Pharmacies generate revenue from prescription medications in North America

71% and 29%

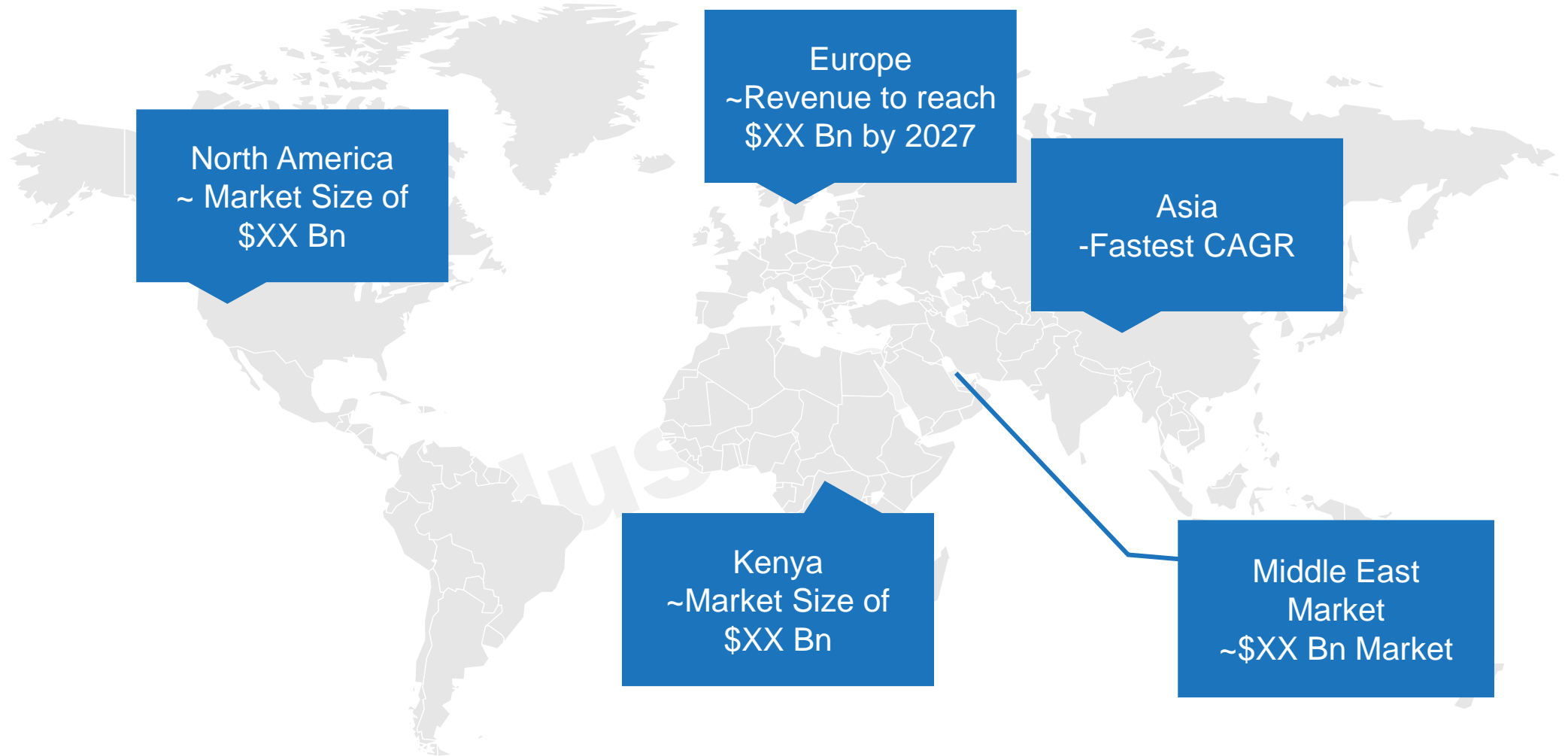
Is the average sale of retail pharmacies hospital pharmacies respectively across the Asia

40%

of all pharmacies are still independently owned in North America

- Please be aware that this sample report is intended to provide you with a brief overview of the kind of information and analysis that will be presented in the final report
- In this section you will get an understanding of the topic, which includes the prevalence of the disease, the application of medical devices, new technology, and other details related to the topic
- In order to obtain access to all of the information that you are seeking, you will need to purchase the final report
- Final report will be comprehensive and detailed, and it will include data, analysis, trends, and other relevant information related to the topic or subject matter of interest

1.1 Statistics at a Glance: The Burden of Retail Pharmacy in the World (continued)



1.2 Kenya Overview



54 Mn

Is the total population of Kenya in 2021



\$\$106.2 Bn

Gross domestic product (GDP) of Kenya in 2021



20.1 years

Is the median age in Kenya



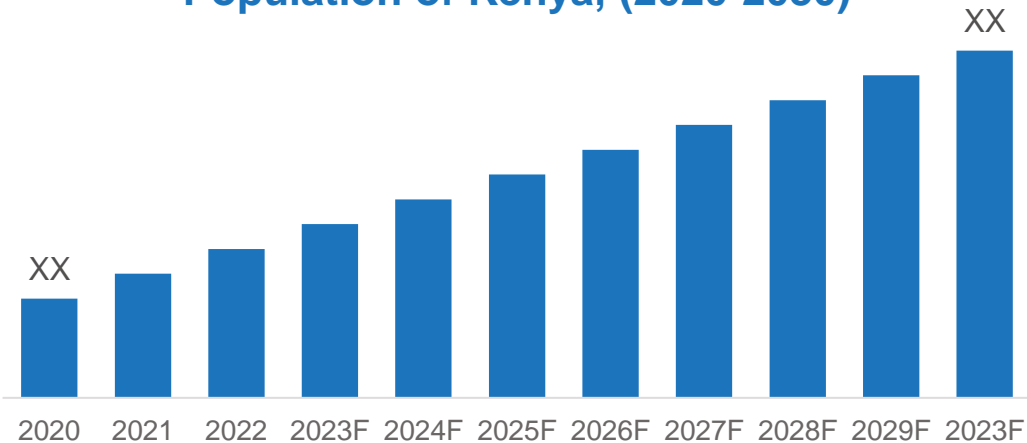
\$6.5 Bn

Health expenditure in Kenya in 2021

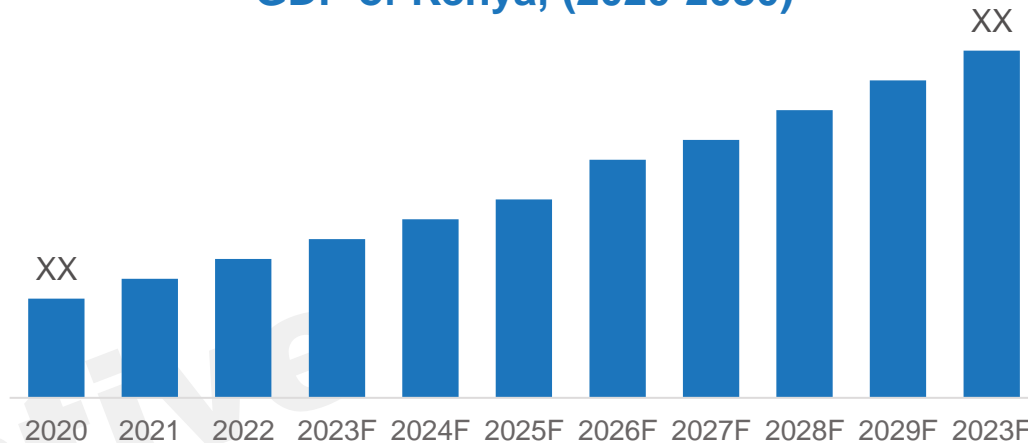
- Please be aware that this sample report is intended to provide you with a brief overview of the kind of information and analysis that will be presented in the final report
- In this section you will get an understanding of the demographics of the country/region, which includes the population, GDP, healthcare expenditure and other details related to the topic
- In order to obtain access to all of the information that you are seeking, you will need to purchase the final report
- Final report will be comprehensive and detailed, and it will include data, analysis, trends, and other relevant information related to the topic or subject matter of interest

1.3 Economic Overview: Kenya

Population of Kenya, (2020-2030)

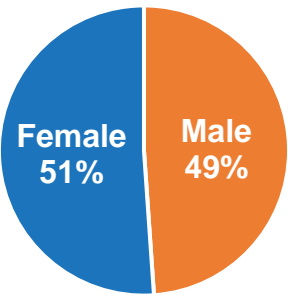


GDP of Kenya, (2020-2030)

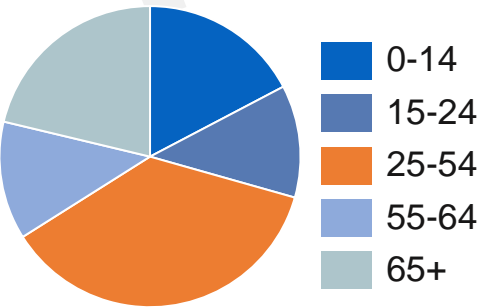


Population Split (2023)

By Gender



By Age Group



- In this section you will get an understanding of the demographics of the country/region, which includes the population, GDP, healthcare expenditure and other details related to the topic
- In order to obtain access to all of the information that you are seeking, you will need to purchase the final report
- Final report will be comprehensive and detailed, and it will include data, analysis, trends, and other relevant information related to the topic or subject matter of interest

1.4 Overview of Retail Pharmacy in Kenya

Highlights of Retail Pharmacy in Kenya

According to the Private Sector Innovation Programme for Health (PSP4H), **4,000** of the country's **12,000** pharmacies are licensed by Kenya's Pharmacy and Poisons Board (PPB) in Kenya

Kenya Pharmaceutical Association (KPA) is a professional group of regulated pharmaceutical technologists with a membership of **7,500** of which **3,200** are community pharmacists who either own or manage their stores

Kenya Pharmaceutical Association (KPA) is a professional group of regulated pharmaceutical technologists with a membership of **7,500** of which **3,200** are community pharmacists who either own or manage their stores

Kenya's Pharmacy & Poisons Board (PPB) is actively involved in regulating and enhancing the sector from a quality perspective, in 2011, for example, an estimated **20-25%** of drugs sold in the country were counterfeit

- Please be aware that this sample report is intended to provide you with a brief overview of the kind of information and analysis that will be presented in the final report
- In this section you will get an understanding of the topic, which includes the prevalence of the disease, the application of medical devices, new technology, and other details related to the topic in Kenya
- In order to obtain access to all of the information that you are seeking, you will need to purchase the final report
- Final report will be comprehensive and detailed, and it will include data, analysis, trends, and other relevant information related to the topic or subject matter of interest

Thank You for previewing this eBook

You can read the full version of this eBook in different formats:

- HTML (Free /Available to everyone)
- PDF / TXT (Available to V.I.P. members. Free Standard members can access up to 5 PDF/TXT eBooks per month each month)
- Epub & Mobipocket (Exclusive to V.I.P. members)

To download this full book, simply select the format you desire below

