

insights10

A sample report on

Kenya Medical and Diagnostic Laboratory Service Market Analysis

Includes Market Size, Market Segmented by Types and Key Competitors (Data forecasts from 2022 – 2030F)

 www.insights10.com





This report presents a strategic analysis of the **Kenya Medical and Diagnostic Laboratory Service Market** and a forecast for its development in the medium and long term. It provides a comprehensive overview of the market value, dynamics, segmentation, types of clinical diagnostics, point-of-care testing, main players, growth and demand drivers, challenges & future outlook, etc. This is one of the most comprehensive reports about the **Kenya Medical and Diagnostic Laboratory Service Market** , and offers unmatched value, accuracy, and expert insights

Report Scope

Report Attribute	Details
Number of Pages	70-80
Base Year for Estimation	2022
Forecast Period	2023-2030
Report Coverage	Market Overview, Revenue Forecast, Market Segmentation, Growth Factors and Trends, Competitive Landscape, Key Company Profiles, Government Policies, Regulatory Landscape, Reimbursement Scenario
Quantitative Units	Revenue in USD Million/Billion (Mn/Bn)
Research Approach	Secondary Research (60%), Primary Research (40%)

Click on the icon to know the detailed methodology 

Table of Content

CONTENT	PG. NO.
1. Medical and Diagnostic Laboratory Service Market Overview	8-21
1.1. Overview	
1.2. Kenya Overview	
1.3. Economic Overview: Kenya	
1.4. Clinical Diagnostics Market in Kenya	
1.5. Healthcare Services Market in Kenya	
1.6. Healthcare Scenario in Kenya	
1.7. Health Insurance Coverage: Kenya	
1.8. Budget of the Government for Public Insurance	
1.9. Mergers and Acquisitions	
2. Market Size and Forecasting	22-27
2.1 Market size and forecasts (Excel and Methodology)	
2.2. Market Segmentation	

Table of Content

CONTENT	PG. NO.
2.2.1. By Lab Type	
2.2.2. By Testing Service	
2.2.3. By Revenue Source	
3. Market Dynamics	28-32
3.1. Market Growth Drivers	
3.1.1. Increasing Prevalence of Chronic Diseases	
3.1.2. Growing Penetration Rate of Insurance in Kenya	
3.1.3. Increasing Government Investment and Initiatives	
3.2. Market Restraints	
3.2.1. Increasing Cost of Diagnostic Tests	
3.2.2. Shortage of Medical Labs	
3.2.3. Data Privacy Concerns	

Table of Content

CONTENT	PG. NO.
4. Competitive Landscape	33-45
4.1. Key Company Profile	
4.1.1. Pathologists Lancet Kenya	
4.1.2. Realab Diagnostics Laboratory	
4.1.3. Meditest	
4.1.4. Nyumbani Diagnostic Laboratory	
4.1.5. Medicross Kenya	
4.1.6. Biotech Medical Laboratory	
4.1.7. Accurite Diagnostics	
4.1.8. Quest Laboratories	

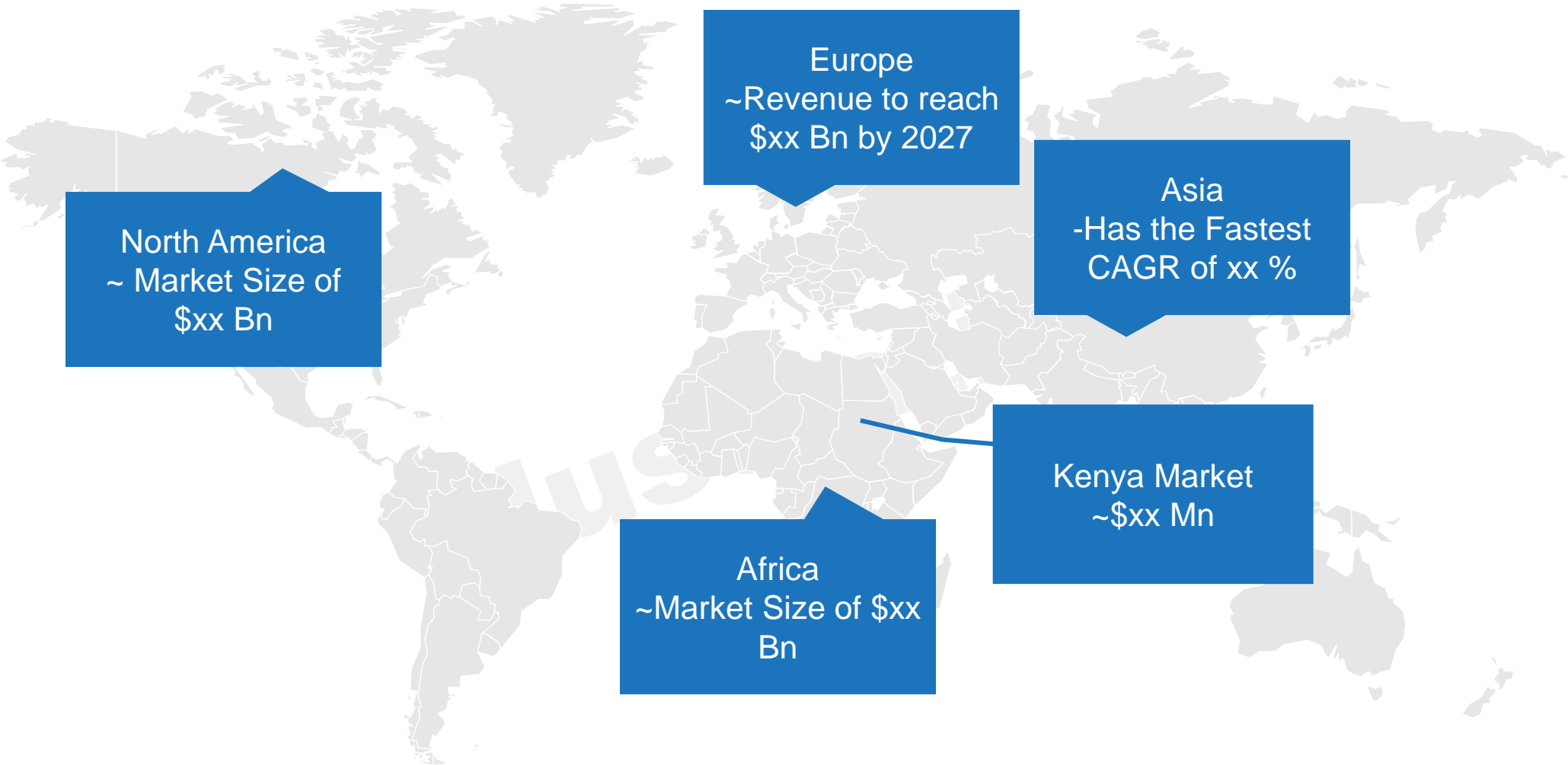
Table of Content

CONTENT	PG. NO.
4.1.9. PokitDok	
4.1.10. Metropolis Kenya	
5. Reimbursement Scenario	46-48
5.1. Reimbursement Regulation: Kenya	
5.2. Kenya Diagnostics Service Regulations	
6. Methodology & Scope	49-54

Kenya Medical and Diagnostic Laboratory Service Market Analysis

1. Medical and Diagnostic Laboratory Overview

1.1 Statistics at a Glance: The Status of Medical and Diagnostics Labs Service in the World (continued)



1.2 Kenya Overview



53 Mn

Is the population of Kenya, in 2022



\$110.35 Bn

Is the Gross Domestic Product (GDP) of Kenya in 2021



31 year

Is the median age in Kenya, in 2022



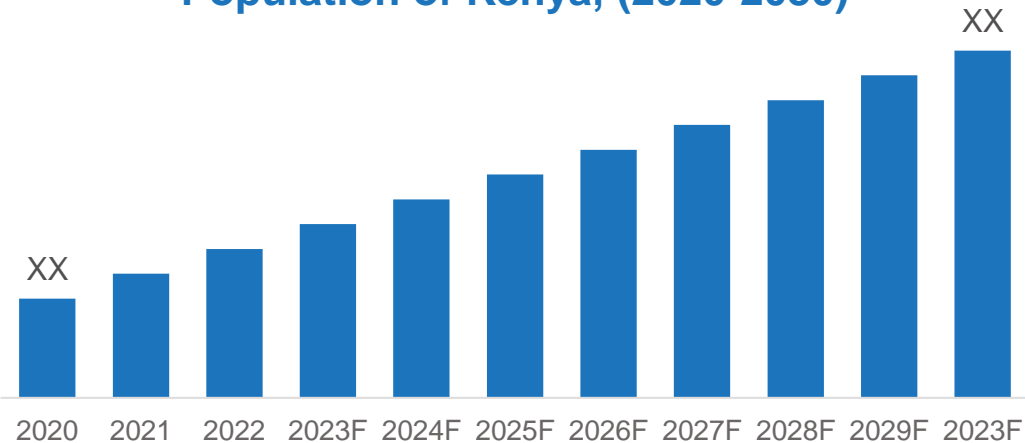
\$2,081.8

Is the GDP per capita of Kenya in 2021

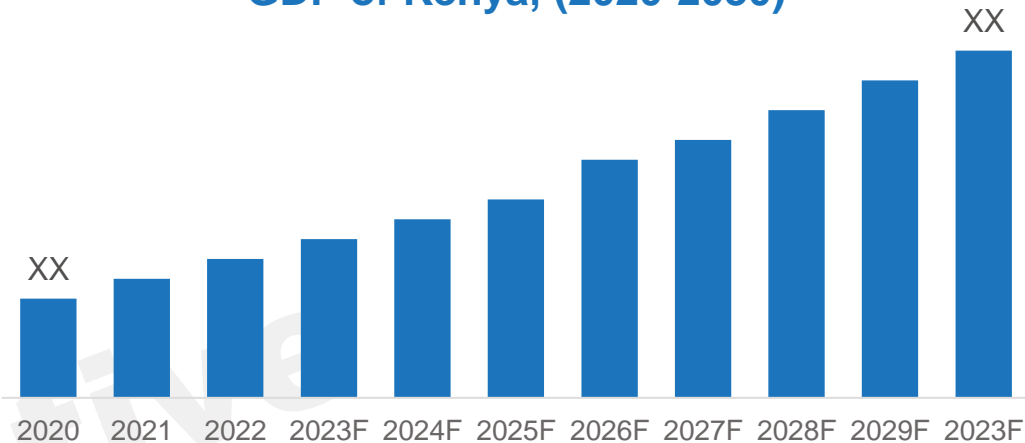
- Please be aware that this sample report is intended to provide you with a brief overview of the kind of information and analysis that will be presented in the final report
- In this section you will get an understanding of the demographics of the country/region, which includes the population, GDP, healthcare expenditure and other details related to the topic
- In order to obtain access to all of the information that you are seeking, you will need to purchase the final report
- Final report will be comprehensive and detailed, and it will include data, analysis, trends, and other relevant information related to the topic or subject matter of interest

1.3 Economic Overview: Kenya

Population of Kenya, (2020-2030)

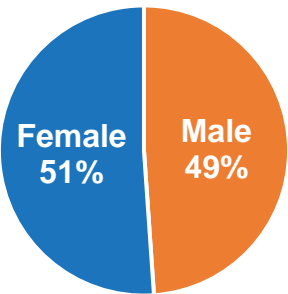


GDP of Kenya, (2020-2030)

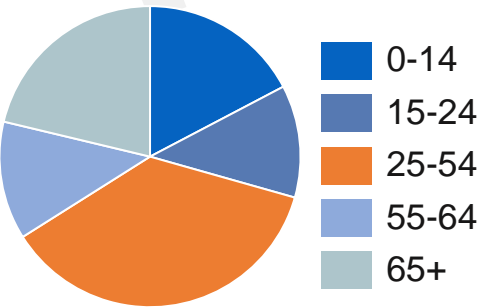


Population Split (2023)

By Gender



By Age Group



- In this section you will get an understanding of the demographics of the country/region, which includes the population, GDP, healthcare expenditure and other details related to the topic
- In order to obtain access to all of the information that you are seeking, you will need to purchase the final report
- Final report will be comprehensive and detailed, and it will include data, analysis, trends, and other relevant information related to the topic or subject matter of interest

1.4 Statistics at a Glance: Glance at Kenya Medical and Diagnostic Laboratory Service Market



50%

of healthcare facilities in Kenya are equipped with the latest diagnostic equipment and technologies



70%

of Kenyans live in rural areas and do not have easy access to healthcare facilities



9%

Of GDP Kenya spends on a healthcare expenditure in 2020



50 Mn

diagnostic tests are performed in Kenya each year



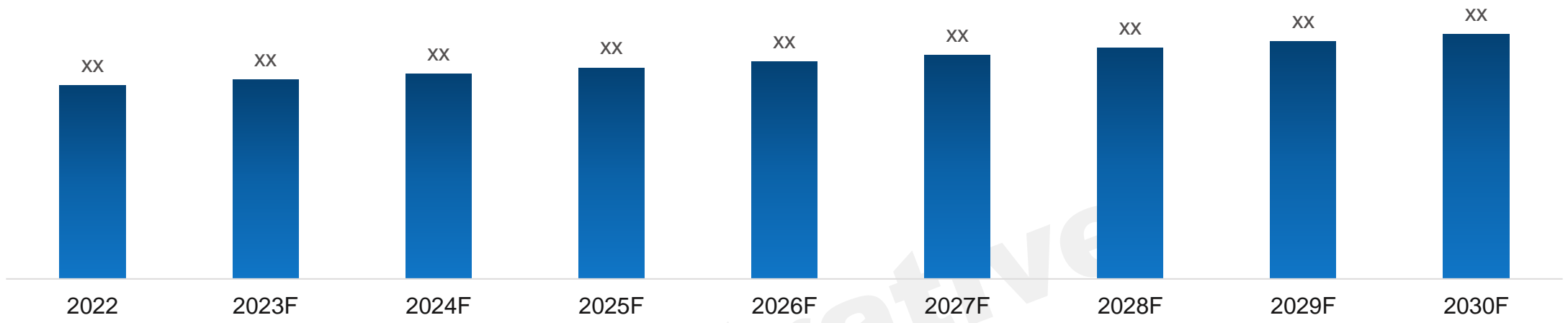
28 deaths per 1,000 live births

The infant mortality rate in Kenya decreased in 2021 by one death per 1,000 live births (-3.45%) since the previous year

- Please be aware that this sample report is intended to provide you with a brief overview of the kind of information and analysis that will be presented in the final report
- In this section you will get an understanding of the topic, which includes the prevalence of the disease, the application of medical devices, new technology, and other details related to the topic in Kenya
- In order to obtain access to all of the information that you are seeking, you will need to purchase the final report
- Final report will be comprehensive and detailed, and it will include data, analysis, trends, and other relevant information related to the topic or subject matter of interest

1.5 Healthcare Services in Kenya

Kenya Healthcare Services Market Forecast, 2022-2030 (in \$Bn)



- Please be aware that this sample report is intended to provide you with a brief overview of the kind of information and analysis that will be presented in the final report
- In this section you will get an understanding of the overall Healthcare Services market in Kenya, which includes the market size, current trends and other details related to the topic
- In order to obtain access to all of the information that you are seeking, you will need to purchase the final report
- Final report will be comprehensive and detailed, and it will include data, analysis, trends, and other relevant information related to the topic or subject matter of interest

1.6 Healthcare Scenario in Kenya

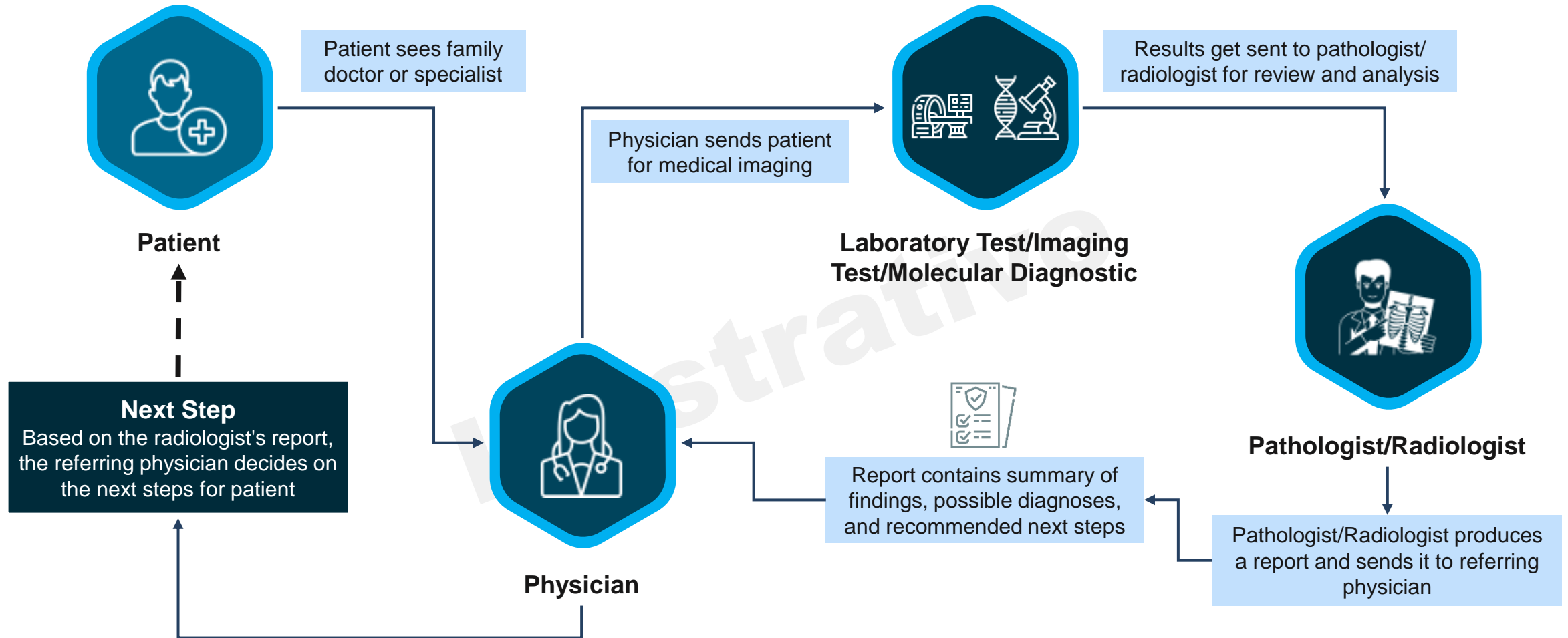
The healthcare scenario in Kenya is a complex landscape with various challenges and ongoing efforts to improve access, quality, and affordability of healthcare services. Here are some key points to consider:

- 1. Healthcare System:** Kenya has a mixed healthcare system consisting of public, private, and nonprofit sectors. The Ministry of Health plays a crucial role in policy development and regulation
- 2. Access to Healthcare:** Access to healthcare remains a significant challenge, especially in rural and underserved areas. Limited healthcare infrastructure, a shortage of healthcare professionals, and inadequate funding contribute to disparities in access
- 3. Health Insurance:** The National Hospital Insurance Fund (NHIF) is Kenya's main health insurance provider. However, insurance coverage is still low, and many individuals rely on out-of-pocket payments for healthcare services
- 4. Communicable Diseases:** Kenya faces a burden of communicable diseases, including malaria, HIV/AIDS, tuberculosis, and respiratory infections. Efforts are underway to improve these diseases' prevention, diagnosis, and treatment
- 5. Non-Communicable Diseases:** The prevalence of non-communicable diseases such as cardiovascular diseases, diabetes, cancer, and mental health disorders is rising in Kenya. The healthcare system is working towards improving prevention, early detection, and management of these conditions
- 6. Maternal and Child Health:** Maternal and child health indicators have improved over the years, but challenges persist. Initiatives focus on reducing maternal and child mortality rates, improving antenatal and postnatal care access, and promoting immunization program

1.6 Healthcare Scenario in Kenya (continued)

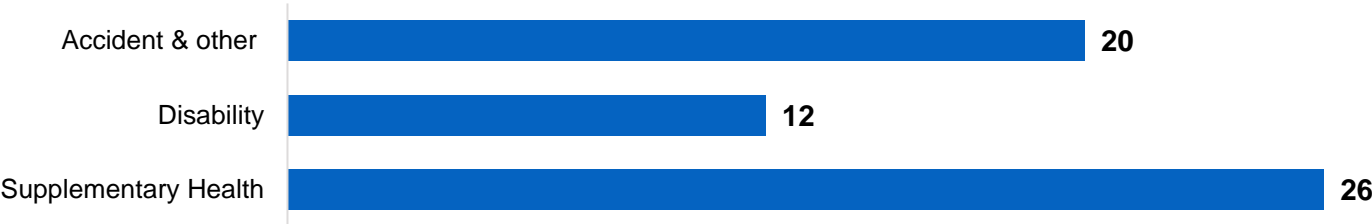
1. **Healthcare Financing:** The government has increased healthcare spending and implemented initiatives like the Universal Health Coverage (UHC) program to enhance access to essential healthcare services. Public-private partnerships and donor support also contribute to healthcare financing
2. **Digital Health:** Kenya is embracing digital health technologies to enhance healthcare delivery. Mobile health (mHealth) initiatives, electronic health records, telemedicine, and health information systems are being utilized to improve access, data management, and healthcare coordination
3. **Pharmaceutical Sector:** Kenya has a robust pharmaceutical sector, including local production and importation of medicines. However, challenges related to counterfeit drugs, affordability, and equitable distribution of essential medicines remain
4. **Research and Innovation:** Kenya is actively engaged in health research and innovation. Collaborations with international partners, academic institutions, and local research centers contribute to advancements in healthcare practices and the development of innovative solutions

1.6 Healthcare Scenario: Diagnostic Process Patient Journey



1.7 Health Insurance Coverage: Kenya

Number of people with health insurance in Kenya in 2020, by coverage type (in Mn)



There are four main types of health insurance in Kenya:

- Public insurance
- Private local insurance
- International insurance
- Travel insurance



Public insurance offers free healthcare. Eligibility and coverage differ among provinces. To be eligible for public insurance in Kenya, you need to be physically present in Kenya for over **183 days**



Out of **37.5 Mn** citizens, most are insured by the government, yet 25 Mn Canadians have opted for additional insurance



For public insurance, the cost of health insurance will be paid indirectly through your tax. On average, **10%** of your income will go to public insurance



Local private insurance can cost around **\$100-\$200** a month, while international insurance costs around \$200-\$300 a month

Number of People By Health Insurance Coverage

(for illustrative purpose)

Coverage Type	2020	2021	Change %
Total	327,521	328,074	
Any health plan	299,230	300,887	0.4
Any private plan	217,896	216,366	−0.6
Employment-based	178,737	178,285	−0.2
Direct-purchase	33,869	33,555	−0.1
Marketplace coverage	10,924	11,389	0.1
TRICARE	9,165	8,299	−0.3
Any public plan	112,925	117,095	1.2
Medicare	58,541	60,226	0.5
Medicaid	58,778	61,940	0.9
VA and CHAMPVA	2,967	3,151	0.1
Uninsured	28,291	27,187	−0.4

Illustrative

Thank You for previewing this eBook

You can read the full version of this eBook in different formats:

- HTML (Free /Available to everyone)
- PDF / TXT (Available to V.I.P. members. Free Standard members can access up to 5 PDF/TXT eBooks per month each month)
- Epub & Mobipocket (Exclusive to V.I.P. members)

To download this full book, simply select the format you desire below

