

**insights10**

A sample report on

# Denmark Home Healthcare Market Analysis

---

Includes Market Size, Market Segmented by Types  
and Key Competitors (Data forecasts from 2022 – 2030F)

---

 [www.insights10.com](https://www.insights10.com)





This report presents a strategic analysis of the **Denmark Home Healthcare Market** and a forecast for its development in the medium and long term. It provides a comprehensive overview of the market value, dynamics, segmentation, main players, growth and demand drivers, challenges & future outlook, etc. This is one of the most comprehensive reports about the **Denmark Home Healthcare Market**, and offers unmatched value, accuracy, and expert insights

# Report Scope

Report Attribute	Details
Number of Pages	70-80
Base Year for Estimation	2022
Forecast Period	2023-2030
Report Coverage	Market Overview, Revenue Forecast, Market Segmentation, Growth Factors and Trends, Competitive Landscape, Key Company Profiles, Government Policies, Regulatory Landscape, Reimbursement Scenario
Quantitative Units	Revenue in USD Million/Billion (Mn/Bn)
Research Approach	Secondary Research (60%), Primary Research (40%)

Click on the icon to know the detailed methodology 

# Table of Content

CONTENT	PG. NO.
<b>1. Home Healthcare Overview</b>	12-24
1.1. Overview	
1.2. Denmark Overview	
1.3. Economic Overview: Denmark	
1.4. Home Healthcare Market in Denmark	
1.5. Healthcare Services Market in Denmark	
1.6. Healthcare Scenario in Denmark	
1.7. Health Insurance Coverage: Denmark	
1.8. Budget of the Government for Public Insurance	
1.9. Mergers and Acquisitions	
<b>2. Market Size and Forecasting</b>	
2.1 Market size and forecasts (Excel and Methodology)	25-30

# Table of Content

CONTENT	PG. NO.
2.2. Market Segmentation	
2.2.1. By Service Type	
2.2.2. By Device Type	
2.2.3. By Indication Type	
<b>3. Market Dynamics</b>	31-35
<b>3.1. Market Growth Drivers</b>	
3.1.1. Aging Population	
3.1.2. Funding and Financial Support	
3.1.3. Technological Advancements	
<b>3.2. Market Restraints</b>	
3.2.1. Workforce Challenges	
3.2.2. Coordination and Integration with Other Healthcare Services	

# Table of Content

CONTENT	PG. NO.
3.2.3. Limited Interoperability	
<b>4. Competitive Landscape</b>	36-46
<b>4.1. Major Market Share</b>	
<b>4.2. Key Company Profile</b>	
4.2.1. Falck Healthcare	
4.2.1.1. Overview	
4.2.1.2. Product Applications & Services	
4.2.1.3. Recent Developments	
4.2.1.4. Partnerships Ecosystem	
4.2.1.5. Financials (Based on Availability)	
4.2.2. Attendo	
4.2.2.1. Overview	

# Table of Content

CONTENT	PG. NO.
4.2.2.2. Product Applications & Services	
4.2.2.3. Recent Developments	
4.2.2.4. Partnerships Ecosystem	
4.2.2.5. Financials (Based on Availability)	
4.2.3. Nordic Medicare	
4.2.3.1. Overview	
4.2.3.2. Product Applications & Services	
4.2.3.3. Recent Developments	
4.2.3.4. Partnerships Ecosystem	
4.2.3.5. Financials (Based on Availability)	
4.2.4. Sundhedsplejen	
4.2.4.1. Overview	

# Table of Content

CONTENT	PG. NO.
4.2.4.2. Product Applications & Services	
4.2.4.3. Recent Developments	
4.2.4.4. Partnerships Ecosystem	
4.2.4.5. Financials (Based on Availability)	
4.2.5. Privathospitalet Mølholm	
4.2.5.1. Overview	
4.2.5.2. Product Applications & Services	
4.2.5.3. Recent Developments	
4.2.5.4. Partnerships Ecosystem	
4.2.5.5. Financials (Based on Availability)	
4.2.6. Hjemmeplejen A/S	
4.2.6.1. Overview	

# Table of Content

CONTENT	PG. NO.
4.2.6.2. Product Applications & Services	
4.2.6.3. Recent Developments	
4.2.6.4. Partnerships Ecosystem	
4.2.6.5. Financials (Based on Availability)	
4.2.7. Dedicare Homecare	
4.2.7.1. Overview	
4.2.7.2. Product Applications & Services	
4.2.7.3. Recent Developments	
4.2.7.4. Partnerships Ecosystem	
4.2.7.5. Financials (Based on Availability)	
4.2.8. Liva Healthcare	
4.2.8.1. Overview	

# Table of Content

CONTENT	PG. NO.
4.2.8.2. Product Applications & Services	
4.2.8.3. Recent Developments	
4.2.8.4. Partnerships Ecosystem	
4.2.8.5. Financials (Based on Availability)	
4.2.9. Mediq Danmark	
4.2.9.1. Overview	
4.2.9.2. Product Applications & Services	
4.2.9.3. Recent Developments	
4.2.9.4. Partnerships Ecosystem	
4.2.9.5. Financials (Based on Availability)	
4.2.10. SeniorLiv	
4.2.10.1. Overview	

# Table of Content

CONTENT	PG. NO.
4.2.10.2. Product Applications & Services	
4.2.10.3. Recent Developments	
4.2.10.4. Partnerships Ecosystem	
4.2.10.5. Financials (Based on Availability)	
<b>5. Reimbursement Scenario</b>	47-54
5.1. Reimbursement Regulation in Denmark	
5.2. Reimbursement Process for Diagnosis	
5.3. Reimbursement Process for Treatment	
5.4 Reimbursement Process – Medicare	
5.5 Reimbursement Process - Medicaid	
<b>6. Methodology &amp; Scope</b>	55-60

## Denmark Home Healthcare Market Analysis

# 1. Home Healthcare Overview

# Overview of Global Home Healthcare Trends

## Scope of Home Healthcare



**70%**

of the population using home healthcare services are aged 65 and older



**One-third**

of the persons requiring in-home care are under age 60



**\$285 Mn**

virtual reality in medical and home health technology is valued at \$285 Mn

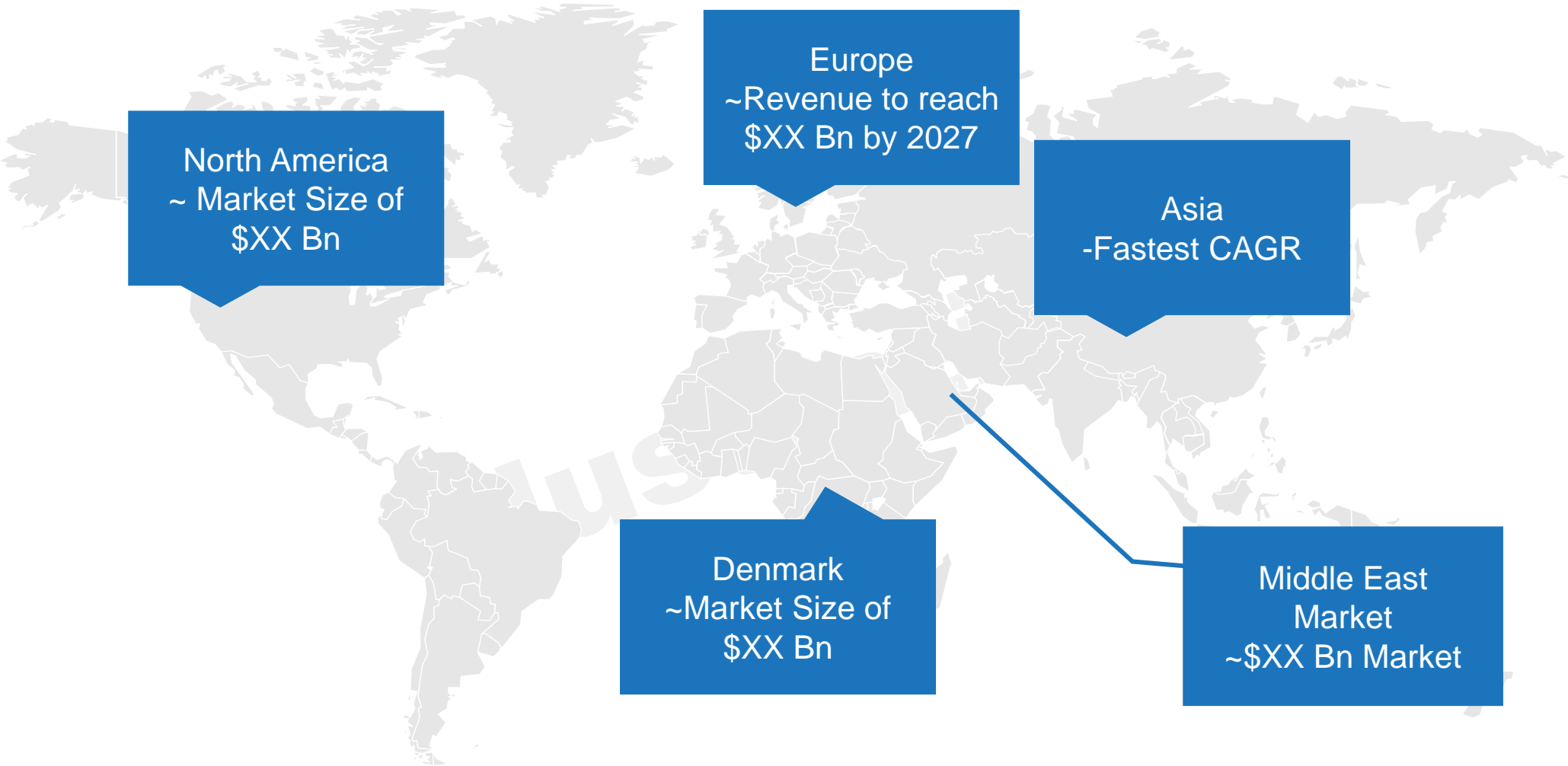


**42%**


North America dominates the global home healthcare share

- Please be aware that this sample report is intended to provide you with a brief overview of the kind of information and analysis that will be presented in the final report
- In this section you will get an understanding of the topic, which includes the prevalence of the disease, the application of medical devices, new technology, and other details related to the topic
- In order to obtain access to all of the information that you are seeking, you will need to purchase the final report
- Final report will be comprehensive and detailed, and it will include data, analysis, trends, and other relevant information related to the topic or subject matter of interest

# 1.1 Statistics at a Glance: Overview of Home Healthcare in the World (continued)



## 1.2 Denmark Overview



**5,935,619**  
Is the total population of Denmark in 2023



**\$390.677**  
Gross domestic product (GDP) of Denmark in 2022



**42.2 years**  
Is the median age in Denmark

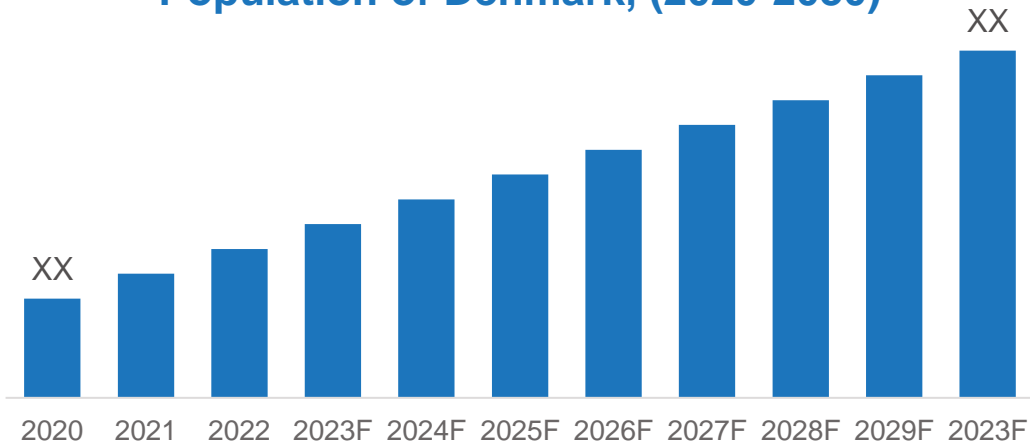


**\$66,516**  
Gross domestic product (GDP) per capita of Denmark in 2022

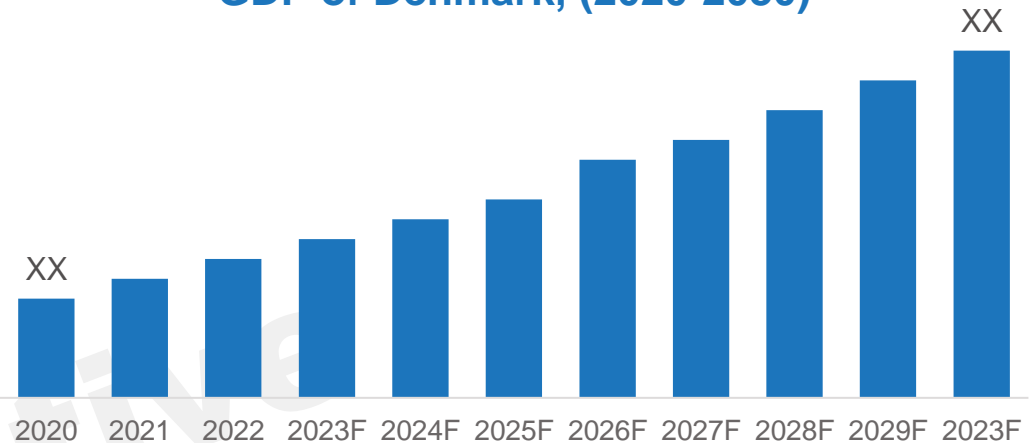
- Please be aware that this sample report is intended to provide you with a brief overview of the kind of information and analysis that will be presented in the final report
- In this section you will get an understanding of the demographics of the country/region, which includes the population, GDP, healthcare expenditure and other details related to the topic
- In order to obtain access to all of the information that you are seeking, you will need to purchase the final report
- Final report will be comprehensive and detailed, and it will include data, analysis, trends, and other relevant information related to the topic or subject matter of interest

# 1.3 Economic Overview: Denmark

Population of Denmark, (2020-2030)

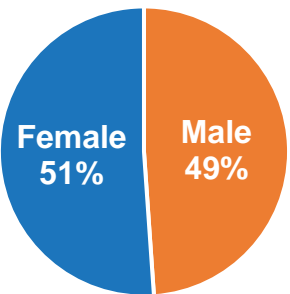


GDP of Denmark, (2020-2030)

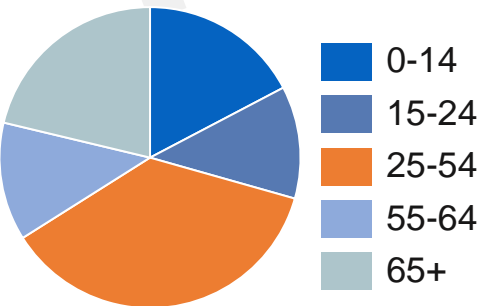


Population Split (2023)

By Gender



By Age Group



- In this section you will get an understanding of the demographics of the country/region, which includes the population, GDP, healthcare expenditure and other details related to the topic
- In order to obtain access to all of the information that you are seeking, you will need to purchase the final report
- Final report will be comprehensive and detailed, and it will include data, analysis, trends, and other relevant information related to the topic or subject matter of interest

## 1.4 Overview of Home Healthcare in Denmark

### Highlights of Home Healthcare in Denmark

Municipalities are responsible for financing and delivering nursing home care, home nurses, health visitors, some dental services, school health services, home help, substance

Home care is organized and financed by the municipalities. Municipalities also fully finance maternity care, preventive home visits for infants, and consultations for toddlers and preschoolers

Denmark Pharmaceutical Association (KPA) is a professional group of regulated pharmaceutical technologists with a membership of **7,500** of which **3,200** are community pharmacists who either own or manage their stores

Denmark's Pharmacy & Poisons Board (PPB) is actively involved in regulating and enhancing the sector from a quality perspective, in 2011, for example, an estimated **20-25%** of drugs sold in the country were counterfeit

- Please be aware that this sample report is intended to provide you with a brief overview of the kind of information and analysis that will be presented in the final report
- In this section you will get an understanding of the topic, which includes the prevalence of the disease, the application of medical devices, new technology, and other details related to the topic in Denmark
- In order to obtain access to all of the information that you are seeking, you will need to purchase the final report
- Final report will be comprehensive and detailed, and it will include data, analysis, trends, and other relevant information related to the topic or subject matter of interest

## Thank You for previewing this eBook

You can read the full version of this eBook in different formats:

- HTML (Free /Available to everyone)
- PDF / TXT (Available to V.I.P. members. Free Standard members can access up to 5 PDF/TXT eBooks per month each month)
- Epub & Mobipocket (Exclusive to V.I.P. members)

To download this full book, simply select the format you desire below

