

**insights** 10

A sample report on

# Belgium Patient Support Programs (PSP) Market Analysis

---

Includes Market Size, Market Segmented by Types and Key Competitors (Data forecasts from 2023 – 2030F)

---



[www.insights10.com](http://www.insights10.com)



# insights 10

This report presents a strategic analysis of the **Belgium Patient Support Programs (PSP) Market** and a forecast for its development in the medium and long term. It provides a comprehensive overview of the market value, dynamics, segmentation, main players, growth and demand drivers, challenges & future outlook, etc. This is one of the most comprehensive reports about the **Belgium Patient Support Programs (PSP) Market**, and offers unmatched value, accuracy, and expert insights.

# Report Scope

| Report Attribute         | Details   |
|--------------------------|---|
| Number of Pages          | 70-80   |
| Base Year for Estimation | 2022  |
| Forecast Period          | 2023-2030   |
| Report Coverage          | Market Overview, Revenue Forecast, Market Segmentation, Growth Factors and Trends, Competitive Landscape, Key Company Profiles, Government Policies, Regulatory Landscape, Reimbursement Scenario |
| Quantitative Units       | Revenue in USD Million/Billion (Mn/Bn)  |
| Research Approach        | Secondary Research (60%), Primary Research (40%)  |

Click on the icon to know the detailed methodology



# Table of Content

| CONTENT   | PG. NO. |
|---|---------|
| <b>1. Patient Support Programs (PSP) Overview</b>     | 06-19   |
| 1.1. Overview   |         |
| 1.2. Belgium Overview                                 |         |
| 1.3. Economic Overview: Belgium                       |         |
| 1.4. Patient Support Programs (PSP) Market in Belgium |         |
| 1.5. Healthcare Services Market in Belgium            |         |
| 1.6. Healthcare Scenario in Belgium                   |         |
| 1.7. Health Insurance Coverage: Belgium               |         |
| 1.8. Budget of the Government for Public Insurance    |         |
| 1.9. Mergers and Acquisitions                         |         |
| <b>2. Market Size and Forecasting</b>                 | 20-26   |
| 2.1 Market size and forecasts (Excel and Methodology) |         |

# Table of Content

| CONTENT                                  | PG. NO. |
|--|---------|
| 2.2. Market Segmentation                 |         |
| <b>3. Market Dynamics</b>                | 27-31   |
| 3.1. Market Growth Drivers               |         |
| 3.2. Market Restraints                   |         |
| <b>4. Competitive Landscape</b>          | 32-42   |
| 4.1. Major Market Share                  |         |
| 4.2. Key Company Profile                 |         |
| <b>5. Reimbursement Scenario</b>         | 43-48   |
| 5.1. Reimbursement Regulation            |         |
| 5.2. Reimbursement Process for Diagnosis |         |
| 5.3. Reimbursement Process for Treatment |         |
| <b>6. Methodology &amp; Scope</b>        | 49-54   |

Belgium Patient Support Programs (PSP) Market Analysis

# 1. Patient Support Programs (PSP) Overview

# 1.1 Statistics at a Glance: Patient Support Programs (PSP) in the World

## Patient Support Programs (PSP) at Global level



**90%**

Was PSPs impact adherence after one year



**32%**

Is the percentage increase in number of PSP in the US



**\$70.3 Bn**

Is the forecasted valuation of Global PSP market for year 2030



**17.4%**

Is the CAGR of the Global PSP market for the period of 2023-2030



**Unaffordability and Non-adherence**

Are the major reasons for the impact of PSP market

- Please be aware that this sample report is intended to provide you with a brief overview of the kind of information and analysis that will be presented in the final report
- In this section you will get an understanding of the topic, which includes the prevalence of the disease, the application of medical devices, new technology, and other details related to the topic
- In order to obtain access to all of the information that you are seeking, you will need to purchase the final report
- Final report will be comprehensive and detailed, and it will include data, analysis, trends, and other relevant information related to the topic or subject matter of interest



# 1.1 Statistics at a Glance: Patient Support Programs (PSP) in the World (continued)



**Illustrative**



# 1.2 Belgium Overview



**11.65 Mn**  
Is the population of Belgium, in 2022



**\$554.6 Bn**  
Is the Gross Domestic Product (GDP) in Belgium in 2022



**42.3 years**  
Is the median age in Belgium, in 2022

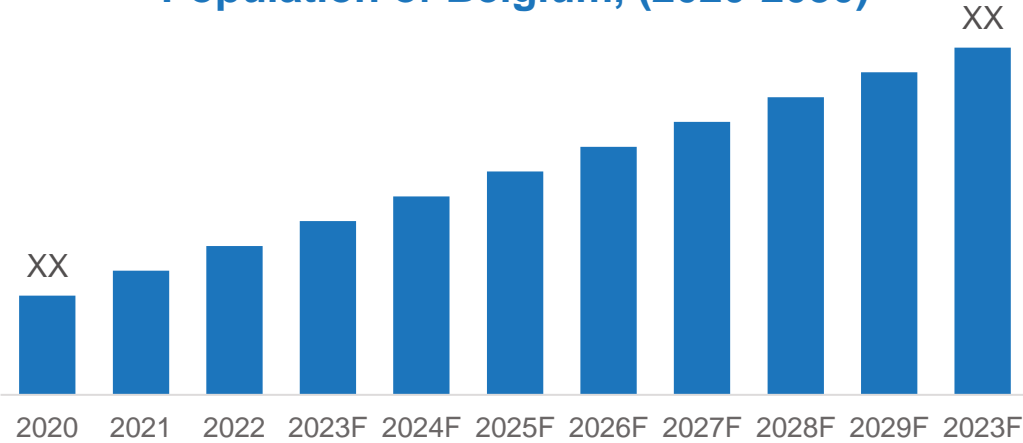


**\$5009.46**  
Per capita was the amount of national health expenditures in 2022

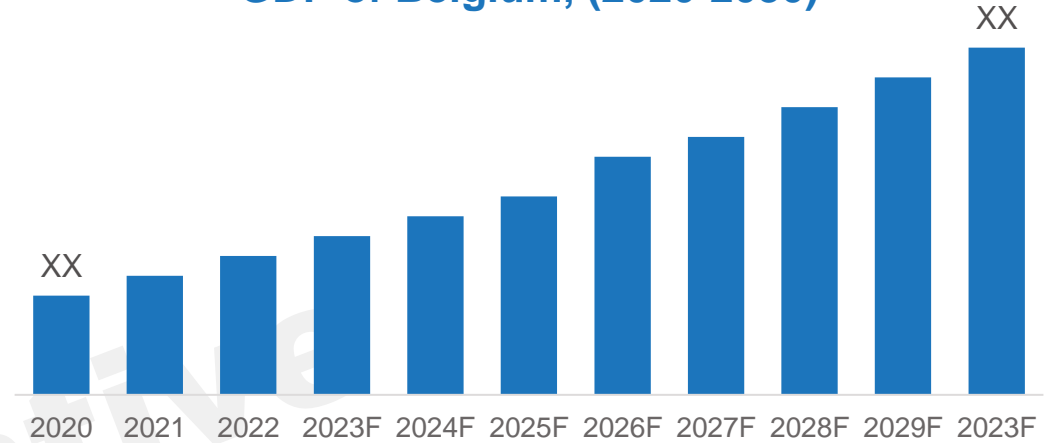
- Please be aware that this sample report is intended to provide you with a brief overview of the kind of information and analysis that will be presented in the final report
- In this section you will get an understanding of the demographics of the country/region, which includes the population, GDP, healthcare expenditure and other details related to the topic
- In order to obtain access to all of the information that you are seeking, you will need to purchase the final report
- Final report will be comprehensive and detailed, and it will include data, analysis, trends, and other relevant information related to the topic or subject matter of interest

# 1.3 Economic Overview: Belgium

Population of Belgium, (2020-2030)

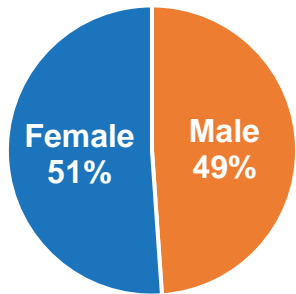


GDP of Belgium, (2020-2030)

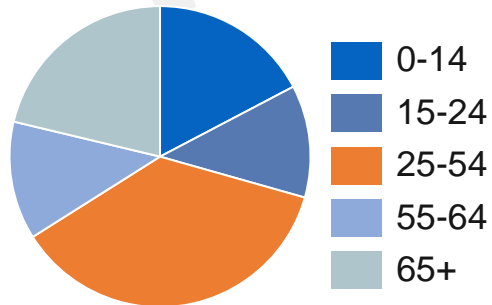


Population Split (2023)

By Gender



By Age Group



- In this section you will get an understanding of the demographics of the country/region, which includes the population, GDP, healthcare expenditure and other details related to the topic
- In order to obtain access to all of the information that you are seeking, you will need to purchase the final report
- Final report will be comprehensive and detailed, and it will include data, analysis, trends, and other relevant information related to the topic or subject matter of interest

**Illustrative**

## 1.4 Patient Support Programs (PSP) in Belgium

### Main service providers in Patient support programs

- Government Agencies
- Healthcare Providers and Institutions
- Non-profit Organizations
- Pharmaceutical Companies
- Patient Advocacy Groups

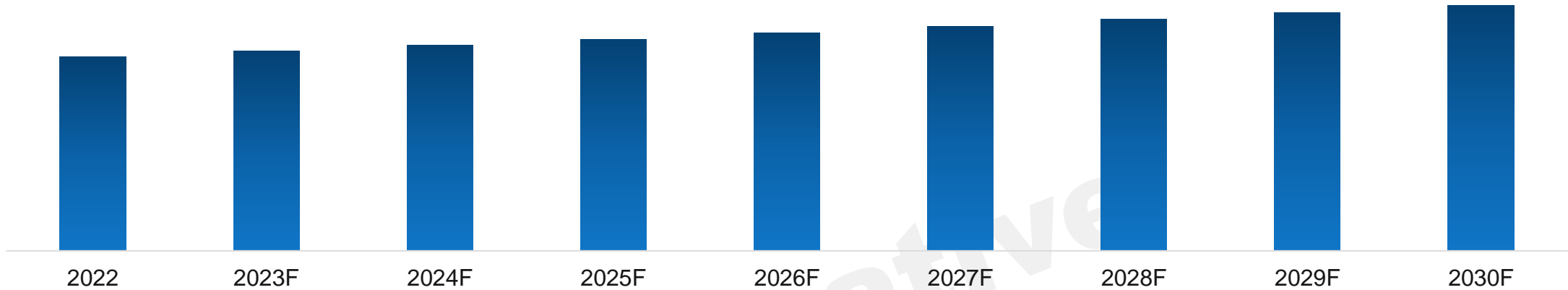
### Main services provided in Patient support programs

- Health Education and support
- Medication assistance
- Practical support
- Call Center Support

- Please be aware that this sample report is intended to provide you with a brief overview of the kind of information and analysis that will be presented in the final report
- In this section you will get an understanding of the topic, which includes the prevalence of the disease, the application of medical devices, new technology, and other details related to the topic in Belgium
- In order to obtain access to all of the information that you are seeking, you will need to purchase the final report
- Final report will be comprehensive and detailed, and it will include data, analysis, trends, and other relevant information related to the topic or subject matter of interest

## 1.5 Healthcare Services in Belgium

Belgium Healthcare Services Market Forecast, 2022-2030 (in \$Bn)



- Please be aware that this sample report is intended to provide you with a brief overview of the kind of information and analysis that will be presented in the final report
- In this section you will get an understanding of the overall Healthcare Services market in Belgium, which includes the market size, current trends and other details related to the topic
- In order to obtain access to all of the information that you are seeking, you will need to purchase the final report
- Final report will be comprehensive and detailed, and it will include data, analysis, trends, and other relevant information related to the topic or subject matter of interest

**Illustrative**

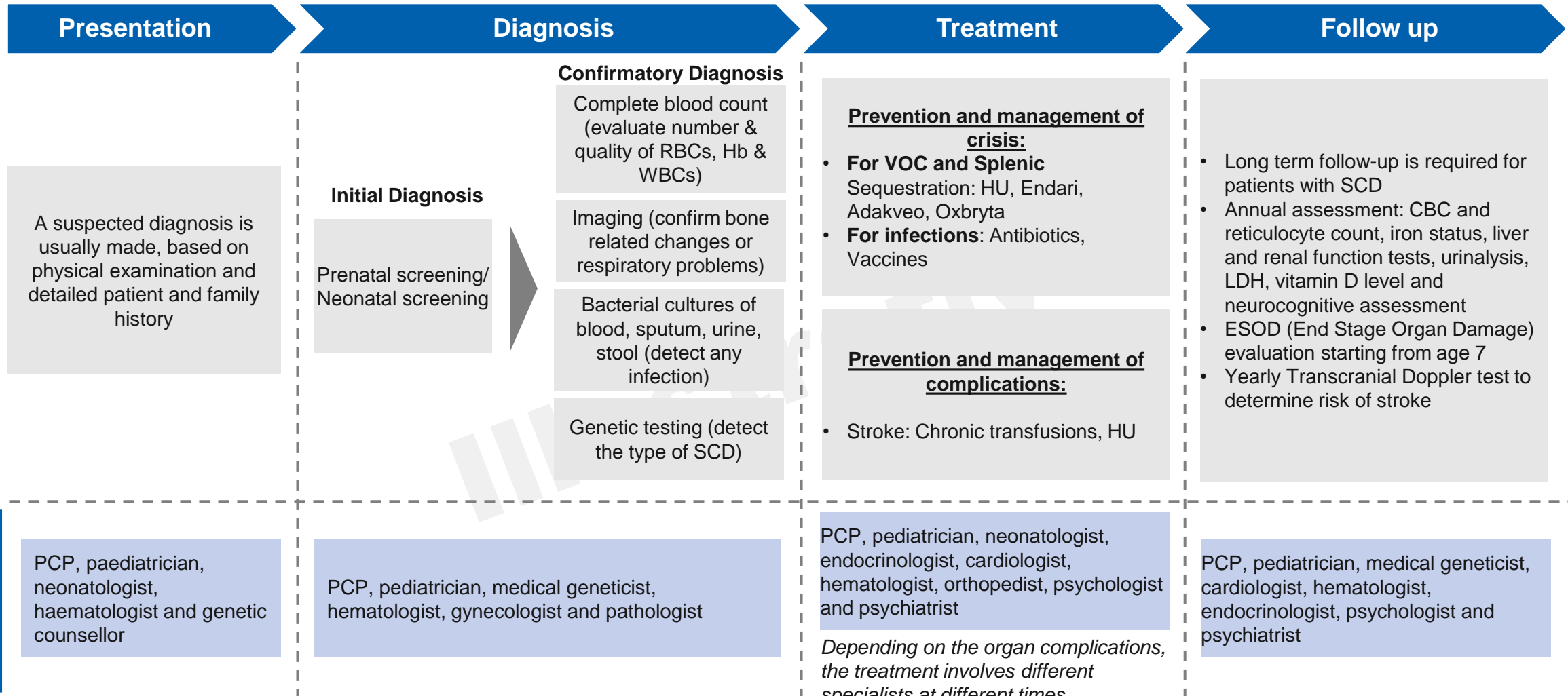
## 1.6 Healthcare Scenario in Belgium

Belgium has a highly developed healthcare system that provides universal coverage for its residents. The healthcare system in Belgium is funded through a combination of social security contributions and taxes, ensuring that everyone has access to healthcare services

- **Universal Coverage:** Belgian healthcare system provides universal coverage, which means that all legal residents have access to necessary healthcare services. Non-residents may also receive emergency care
- **Health Insurance:** All residents are required to have health insurance, either through a government-run health insurance scheme or private health insurance. The government insurance scheme is compulsory and covers a significant portion of the healthcare costs, while private insurance can provide additional coverage and benefits
- **Primary Care:** Primary healthcare in Belgium is typically provided by general practitioners (GPs) who act as gatekeepers to specialized care. Patients usually consult their GP first, who may then refer them to specialists or hospitals if needed
- **Specialist Care and Hospitals:** Belgium has a well-developed network of hospitals and specialized healthcare providers. Patients can choose their healthcare providers and have the freedom to visit any hospital or specialist without a referral from a GP, although this may affect reimbursement levels
- **Reimbursement System:** Belgian healthcare system operates on a reimbursement model. Patients pay for healthcare services upfront and then submit reimbursement claims to their health insurance provider. Reimbursement rates depend on the type of service and the insurance coverage
- **Pharmaceuticals:** Belgium has a comprehensive pharmaceutical system, and prescription medications are available through pharmacies. The cost of prescription drugs is generally partially reimbursed, with patients paying a co-payment

**Illustrative**

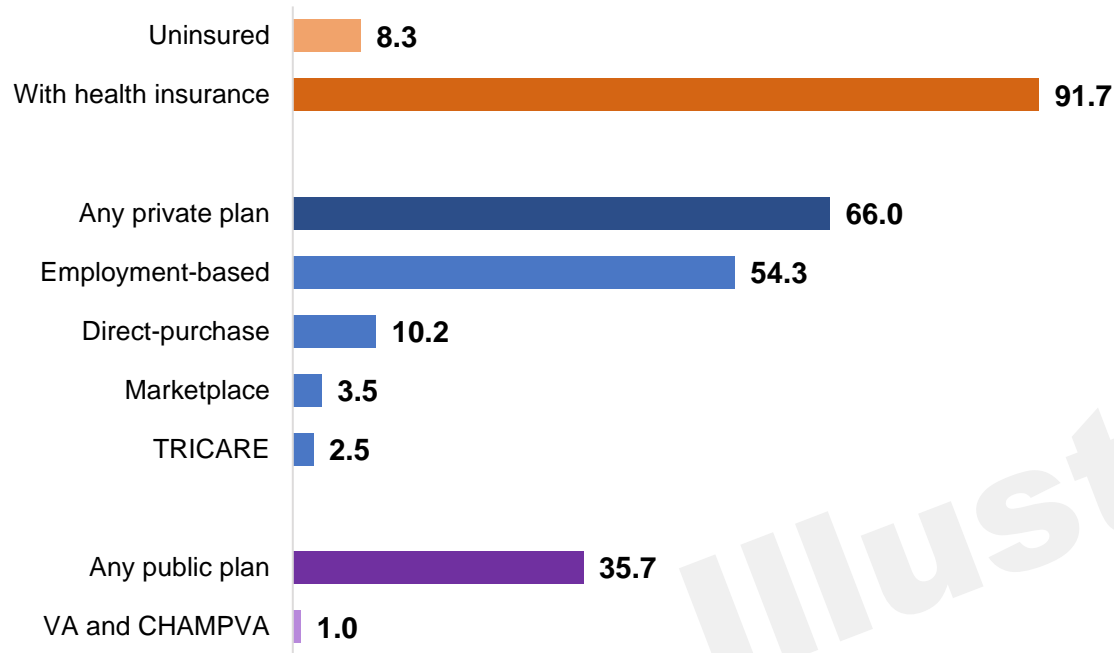
# 1.6 Healthcare Scenario: Patient Journey



**Illustrative**

# 1.7 Health Insurance Coverage: Belgium

**% of People by Type of Health Insurance Coverage (2021)**



**Number of People By Health Insurance Coverage**

| Coverage Type        | 2020           | 2021           | Change % |
|----------------------|----------------|----------------|----------|
| <b>Total</b>         | <b>327,521</b> | <b>328,074</b> |          |
| Any health plan      | 299,230        | 300,887        | 0.4      |
| Any private plan     | 217,896        | 216,366        | -0.6     |
| Employment-based     | 178,737        | 178,285        | -0.2     |
| Direct-purchase      | 33,869         | 33,555         | -0.1     |
| Marketplace coverage | 10,924         | 11,389         | 0.1      |
| TRICARE              | 9,165          | 8,299          | -0.3     |
| Any public plan      | 112,925        | 117,095        | 1.2      |
| VA and CHAMPVA       | 2,967          | 3,151          | 0.1      |
| Uninsured            | 28,291         | 27,187         | -0.4     |

- In 2021, most people (91.7%) had health insurance coverage at some point during 2021 and 8.3 % of people were uninsured for the entire calendar year
- Employer-based insurance was the most common subtype of health insurance in the civilian, noninstitutionalized population (54.3%), followed by Private (18.9%), Public (18.4%), direct-purchase insurance (10.2%), TRICARE (2.5%), and VA and CHAMPVA health care (1%)

**Illustrative**



# 1.8 Budget of Belgium Government for Public Insurance

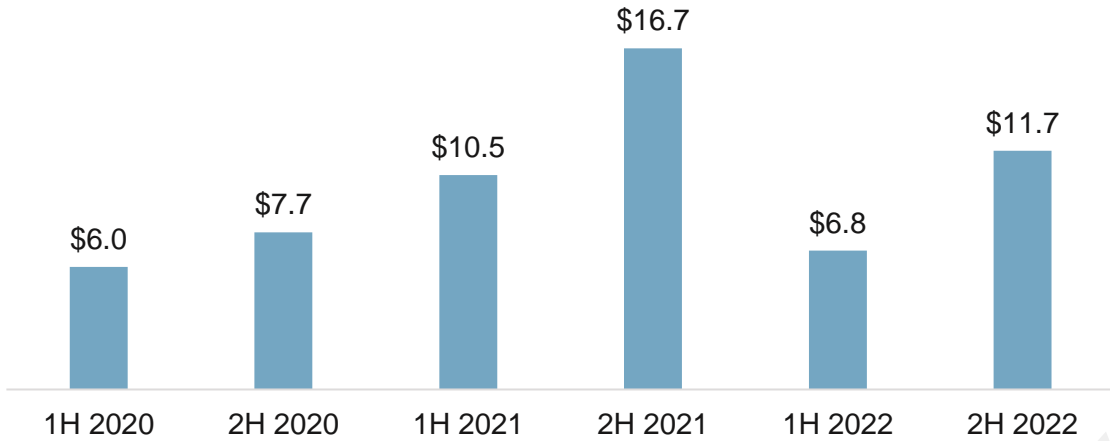
| Proposed Budget By Category |        |       |       |       |       |       |       |         |         |         |         |         |         |          |
|-----------------------------|--------|-------|-------|-------|-------|-------|-------|---------|---------|---------|---------|---------|---------|----------|
| Outlays                     |        | 2020  | 2021  | 2022  | 2023  | 2024  | 2025  | 2026    | 2027    | 2028    | 2029    | 2030    | 2031    | 2022-31  |
| In Billions Of Dollars      | Public | \$769 | \$709 | \$766 | \$841 | \$840 | \$947 | \$1,014 | \$1,085 | \$1,227 | \$1,178 | \$1,325 | \$1,412 | \$10,633 |
|                             |        | \$458 | \$521 | \$571 | \$582 | \$616 | \$645 | \$674   | \$698   | \$734   | \$768   | \$801   | \$837   | \$6,926  |
| As % Of GDP                 |        | 3.7%  | 3.2%  | 3.3%  | 3.4%  | 3.3%  | 3.6%  | 3.7%    | 3.8%    | 4.1%    | 3.8%    | 4.1%    | 4.2%    | 3.7%     |
| 2.2%                        |        | 2.4%  | 2.4%  | 2.4%  | 2.4%  | 2.4%  | 2.4%  | 2.4%    | 2.4%    | 2.5%    | 2.5%    | 2.5%    | 2.5%    | 2.4%     |

- National Health Expenditures (NHE) grew 2.7% to \$4.3 trillion in 2021, or \$12,914 per person, and accounted for 18.3% of Gross Domestic Product (GDP)
- Public spending grew 8.4% to \$900.8 billion in 2021, or 21% of total NHE
- Private health insurance spending grew 5.8% to \$1,211.4 billion in 2021, or 28% of total NHE
- Out of pocket spending grew 10.4% to \$433.2 billion in 2021, or 10% of total NHE
- Other Third Party Payers and Programs and Public Health Activity spending declined 20.7% in 2021 to \$596.6 billion, or 14% of total NHE
- Hospital expenditures grew 4.4% to \$1,323.9 billion in 2021, slower than the 6.2% growth in 2020
- Physician and clinical services expenditures grew 5.6% to \$864.6 billion in 2021, slower growth than the 6.6% in 2020
- Prescription drug spending increased 7.8% to \$378.0 billion in 2021, faster than the 3.7% growth in 2020
- Largest shares of total health spending were sponsored by the federal government (34%) and the households (27%). The private business share of health spending accounted for 17% of total health care spending, state and local governments accounted for 15%, and other private revenues accounted for 7%

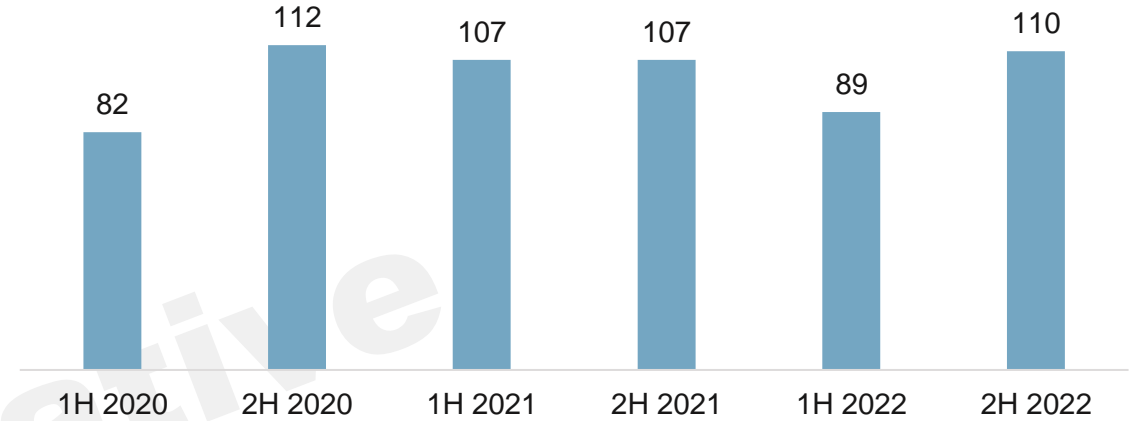
**Illustrative**

# 1.9 Mergers and Acquisitions

RCM M&A Deal Value Trend (\$Bn)



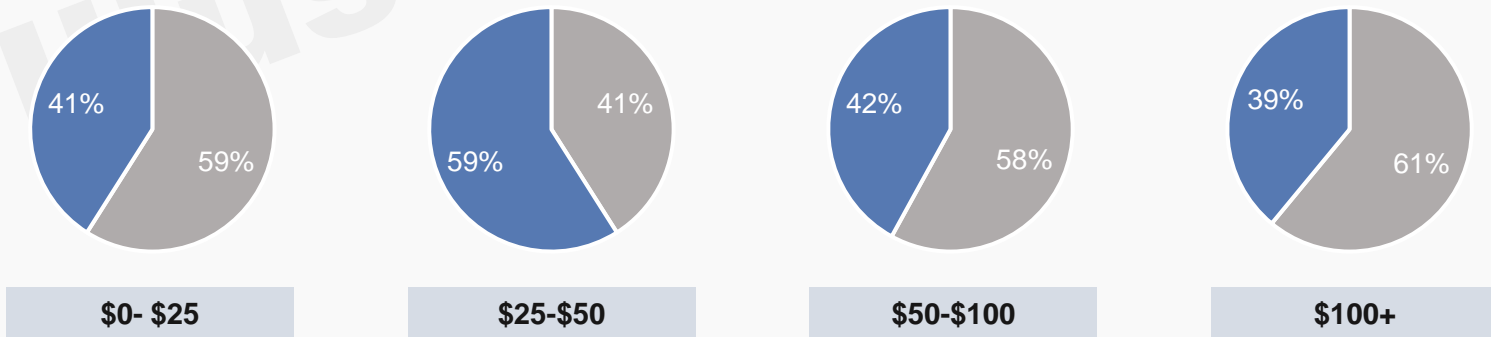
RCM M&A Deal Volume Trend



Buyer Composition: Strategic Vs Financial (2020)

Buyer Type by Deal Size (\$Mn)

- Strategic Buyers
- Financial Buyers



57% of the total deal volume are done by strategic buyers and the rest 43% are done by financial buyers

**Illustrative**

## Thank You for previewing this eBook

You can read the full version of this eBook in different formats:

- HTML (Free /Available to everyone)
- PDF / TXT (Available to V.I.P. members. Free Standard members can access up to 5 PDF/TXT eBooks per month each month)
- Epub & Mobipocket (Exclusive to V.I.P. members)

To download this full book, simply select the format you desire below

