

How to Get 10,000 REAL Youtube Views In A Week

Plus Add 1000's of Subscribers In The Process!



By YOUR NAME
WEBSITE

Copyright

All content including images published within this ebook is protected by copyright laws. You may not reproduce or republish this work or change it in any way shape or form without first acquiring permission in writing from the lawful author.

Disclaimer

The Publisher has strived to be as accurate and complete as possible in the creation of this ebook, notwithstanding the fact that he does not warrant or represent at any time that the contents within are accurate due to the rapidly changing nature of the Internet.

While all attempts have been made to verify information provided in this publication, the Publisher assumes no responsibility for errors, omissions, or contrary interpretation of the subject matter herein. Any perceived slights of specific persons, peoples, or organizations are unintentional.

In practical advice books, like anything else in life, there are no guarantees of income made. Readers are cautioned to rely on their own judgment about their individual circumstances to act accordingly.

This book is not intended for use as a source of legal, business, accounting or financial advice. All readers are advised to seek services of competent professionals in legal, business, accounting, and finance field.

Material Connection Disclosure

You should assume that the publisher of this ebook has an affiliated relationship and/or another material connection to the providers of goods and services mentioned in this publication and may be compensated when you purchase from a provider.

Translation: I will get a commission if you click on a link in this email and you buy the product listed. I know, it's obvious, but I want you to be an informed buyer!

Remember, you should always perform due diligence before buying goods or services from anyone via the Internet, the same as you should buying offline.

You are encouraged to print this ebook for personal easy reading :)

Highly Recommended!

**Tube Toolbox: Get Youtube More Views, Likes,
Subscribers and Friends By The Boat Load
Automatically!!**



**[Download Your Free Tube Toolbox
Software Now!](#)**

What is Tube Toolbox?

Tube Toolbox is software that automates your daily video marketing tasks. It allows you to **reach up to 100x more YouTube users** than you could on your own. Tube Toolbox can run in the background while you work on other projects or even while you sleep.

The process of using Tube Toolbox is broken up into two steps...

It **1) finds people** who would be interested in your videos for you and **2) contacts them** asking for friend requests, sends messages and leaves comments **completely hands-free!**

[Try Tube Toolbox Free Today!](#)

CONTENTS

Introduction	5
1. Write An Interesting & Descriptive Title For Your Video	6
2. Write A “Descriptive” Description	7
3. Add Keywords In Your Tags	9
4. Share Your Video On Facebook & Twitter	11
5. Get As Many Likes and Comments As Possible	12
7. Make Your Video A “Video Response” To A Popular Related Video.....	13
8. Make Your Video Go Viral	14
9. Get Subscribers to Your Channel.....	16
10. Use Links To Your Other Videos In Annotations.....	18
11. Post Your Video to Your Blog or Website.....	19
12. Post Video On Forums	20
13. Submit Your Video To Other Video Sharing Sites.....	21
14. Promote Your Video On YouTube	23
15. Bookmark Your Video(s) On News/Social Bookmarking Sites.....	24
Conclusion	25

INTRODUCTION

So you wanna get 10,000 REAL views on your Youtube video! Great! This ebook will show you 14 surefire ways to explode your views and subscriber count in a short time.

There are many reasons why you may want more views to your videos. It could be that you're in business or just simply want to be famous. Whatever it is, video is the greatest promotion tool on the net.

You can leverage the power of video to get people's attention and win customers and fans. This guide will help you get more views and subscribers to help build your fan base.

In order to get 10,000 views, there are many factors that come into. There is usually not just one factor alone that will be responsible for your video getting 10,000 views alone.

For the most of us Youtubers, your views will come from all over the web, not just from one source.

Some will come directly from YouTube and some will come from other sites so be willing to spread your efforts and you will get the views you're chasing. Remember, the more effort you put in, the more you get out.

If you can make a totally awesome video that goes viral like the Ken Block Gymkhana videos or have some kind of famous, cute, funny person or big breasted woman starring in your video, your job of getting people to view and share it is going to be easy!

Once a video goes viral, there is pretty much no stopping it. Some of the most popular viral videos on YouTube have over 600 MILLION views!

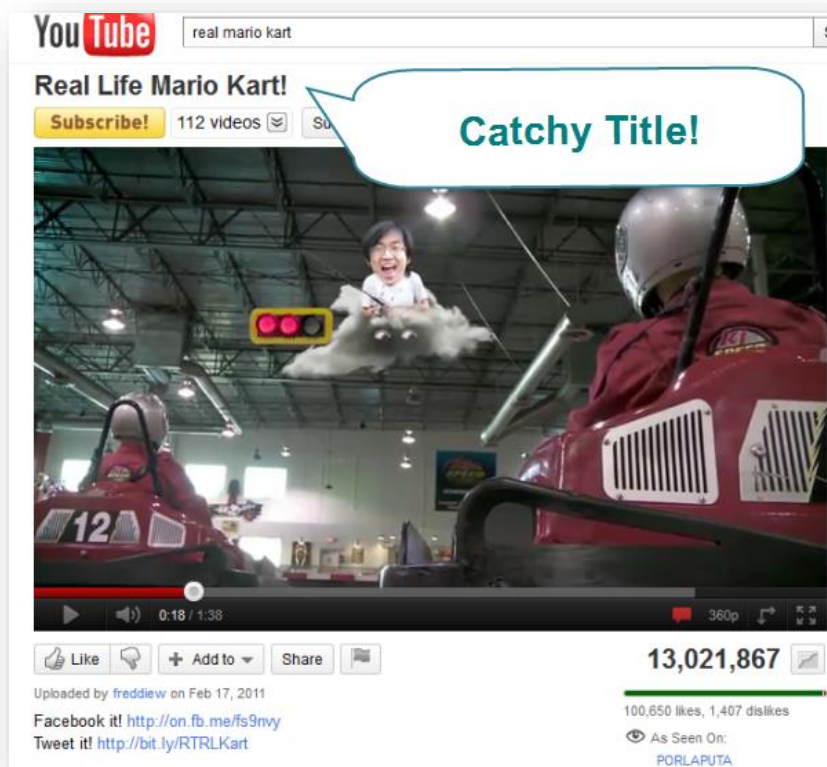
If you're not Justin Bieber, you're going to have to do a little more "work" and rely on a collection of other factors to get views.

If you're lucky, maybe somewhere along the way, your video might get picked up by some big websites or big people online and it will go viral, but don't hold your breath.

Make the videos you want to make and share them using these tips. I can't guarantee you'll get 10,000 straight away, or even in your first week, but if you use any or all of these tips, you might be surprised.

1. WRITE AN INTERESTING & DESCRIPTIVE TITLE FOR YOUR VIDEO

When you are inside your YouTube account and have uploaded your video, you will be asked to fill in some fields to describe your video. The first one being your video title.



Be as descriptive and cool as possible when writing your title for your video.

Youtube and humans can't tell what is actually in your video before they watch it, so you have to let them know as best you can with your title.

The words in your title determine how Youtube lists your video in the search results when someone performs a search. And not only the Youtube search results look at the words in your title, but also Google and other search engines will list your video according to the "keywords" in your title.

Usually, one or two word titles are not enough and seem boring and don't give a clear explanation to the viewer.

Instead of writing "soccer" as the title, write a more detailed one such as "Playing Soccer at Garden Square Stadium".

Another point is to capitalize the first letter of every word in the title. This makes it stand out more so people are more likely to click on your video over someone else's.

And don't be afraid to get a little creative when you write your video title. An interesting title will get a lot more clicks than a boring title. Just make sure you still are detailed in the description and not be misleading.

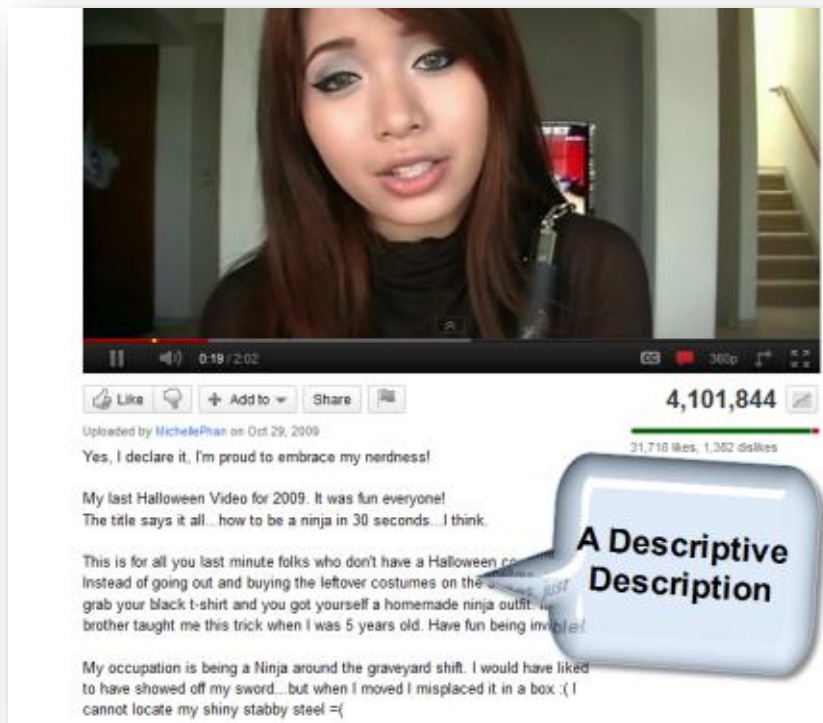
2. WRITE A "DESCRIPTIVE" DESCRIPTION

Along with a descriptive title, your video description should contain descriptive words to explain your video even more.

Your description doesn't need to be very long. On average just a paragraph or two explaining the contents of your video and any details about it you want viewers to know about it.

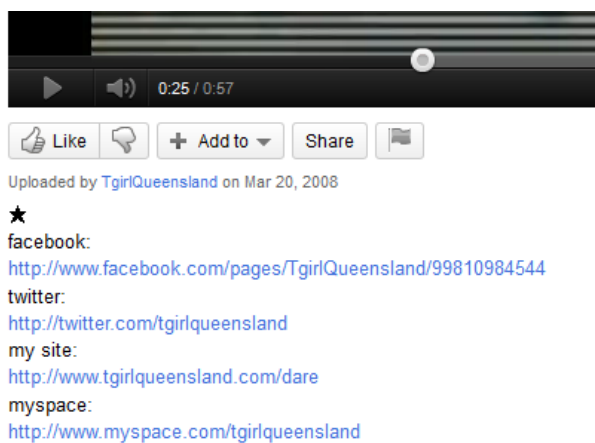
Also, you should **try to contain your "keywords"** (words that when people search for will find your video) in this area.

Adding "keywords" into your description (as with the title) is very important for your video coming up in the search results. If you have the same keywords as your title, then Youtube will know that your video is definitely about "your keyword" e.g. "playing soccer" "garden square stadium".



A bit of a ninja tactic with your description is that you can add your website URL (address) and it will turn into a clickable hyperlink.

Just make sure it starts with **http://** and it will be clickable. This is only if you want people to go to another page after watching your video so if you don't have a website of your own, you don't need to worry about this.



3. ADD KEYWORDS IN YOUR TAGS

Again on the topic of Keywords, you'll see when you go to upload your video, a field where you can add tags or keywords.

These are also used to find and list your video in the search results when a user goes to search.

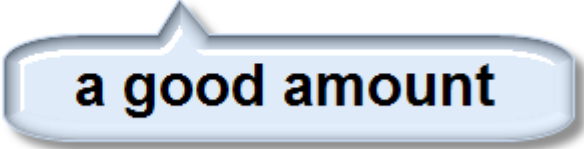
So again, you'll want to add as many relevant keywords in here that you want. You don't need to go overboard here.

A good number is about 5 to 10 keywords. Anything more than that and you'll look spammy.

Tags:

Knocked Out By Karate Instructor action extreme combat sports


License:



a good amount

Tags:

TeamWuJin Street_Fight Fighting Cops Police SWAT Riot_Police LEO
LEOs Security Law_Enforcement Arrest Arrested FBI CIA Customs
Weapon_retention Shooting COPS CQC B Tactical Training pistol
Glock Sig Sauer Weapons W Lethal Baton Handcuffs
Handcuffed



Too Many!

Youtube tells you that you can separate your tags with spaces. For example, if you type in the tags field like this: *play soccer garden square stadium*; you will get 5 different keywords.

1. play

2. soccer

3. garden

4. square

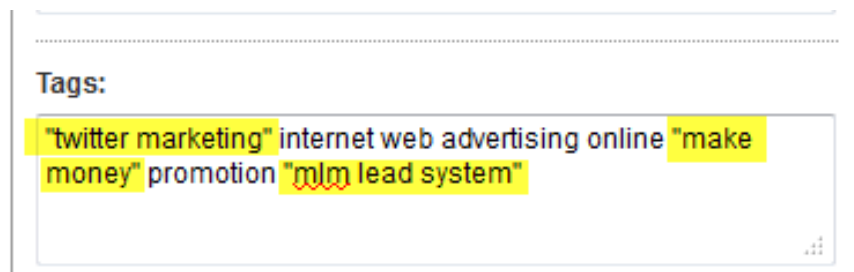
5. stadium

But what if your keyword is more than one word.. or a string of words?

e.g. "garden square stadium"

Here's a trick to get a multi-word keyword show up as a single keyword.

If you type your keywords between quote marks, like this: "twitter marketing" "make money" "mlm lead system"; then you'll get groups of words that will end up as single multi-word tags.



**put "quote marks"
around multi-word
keywords**

This whole thing about "keywords" and "tags" and getting your video to show up in the top of the search engines (youtube and google) is related to the big picture of internet marketing and SEO (search engine optimization).

Internet marketers are making a killing with their videos so if you want to learn how get a piece of that action with #1 rankings for your videos check out this nifty piece of software called [Video Shadow](#).

This software lets you find the exact keywords you can use to get your videos ranking in the #1 position and also uncovers the tactics used by competitors so you can beat them at their own game.



If you've got a business or just want a way to make some money on the side, video marketing is the way to get people's attention and it's only going to get bigger.

You can use [Video Shadow](#) to help you get the advantage and beat everyone else to the top position the easy way.

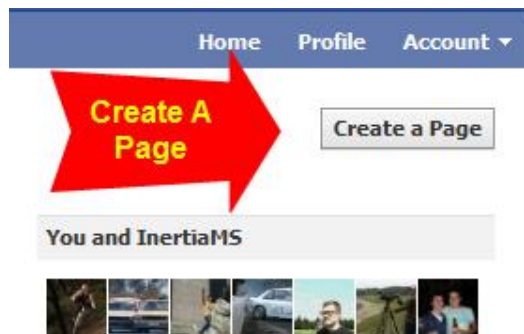
4. SHARE YOUR VIDEO ON FACEBOOK & TWITTER

After you've uploaded your video with a good descriptive title, description and added your tags, now it's time to share it with the world.

The first choice for most people these days is Facebook and this is the first place I'm going to recommend to you to go and share your video.

There are four main places to share Youtube videos on Facebook:

1. Your own wall
2. Your page's wall (if you don't have your own page yet, [go and create one](#)! it's free and easy to do)
3. Wall's of pages that are related to your video (remember not to spam - make sure the people are going to like your video)
4. Directly with friends via a message



When you share the link to your video on a wall or in a message, it usually comes up with a thumbnail of your video. If it doesn't, refresh the page and paste the link again until the thumbnail comes up. Videos without a thumbnail won't get watched!

The next best place to share your video is on <http://twitter.com>

If you haven't got a Twitter account yet, go and get one. It's free to join and it's easy to make friends and get "followers" who are interested in the same stuff as you.

The good thing about Twitter is that it's just another avenue for you to share your video and things (e.g. cool videos) get shared around on Twitter like it's nobody's business.



If you haven't got any Twitter followers, you can manually search around and follow people who are into the same thing as you and hope they follow you back or you can use a service like [Twittollower](#) which **will automatically find and add followers** to your Twitter account.

5. GET AS MANY LIKES AND COMMENTS AS POSSIBLE

One other factor that plays a role in where your video will rank in the search results in Youtube and Google is the number of likes and comments your video has received.

The more you have, the more 'important' your video looks to Youtube and Google.

Naturally, if your video is good and people like it, they will comment and give it a thumbs up without any effort on your part.

If your video is a little controversial, funny, sexy or cute, the chances of them commenting or rating it goes up.



All Comments (5,044)

Respond to this video...

...and these

To boost the chance of people commenting on your video and liking it is to just simply ask your viewers to do so. You can use a frame at the end of anywhere in your video or add an annotation that says “Like this!” or “Please comment!”. Just like the Bible says, “ask and ye shall receive.” It never hurts to ask.


If you are too lazy to ask for comments or make a video that could be shared virally, you can still get comments, likes and views on complete autopilot with the automatic video marketing software [TubeToolbox](#). This software will take care of your video views and likes while you sleep. If you haven't check it out yet, [download it and try it for free!](#)

7. MAKE YOUR VIDEO A “VIDEO RESPONSE” TO A POPULAR RELATED VIDEO

This is how you can leach views/viewers from other videos that are popular and getting a lot of views.

To post a video response, you just put your cursor in the comment box of that popular video and click your mouse.

On the right of the box you'll see **"Create a video response"** appear so click that. Then you'll be able to choose one of your videos as a video response to the popular video.



This doesn't always work because some Youtubers manually approve video responses so they might reject yours if they don't like it.

If your video does get approved, a thumbnail and link to your video will appear under the popular video and be seen by all who view it.

Note that you can only use 1 of your videos for 1 video response, so if you thought you could use your 1 video to add video responses to every video you come across, sorry but you can't do that.

If you upload the same video several times with different title, keywords and description, you can add each one as a video response.

This method can give you a whole lot of free views very quickly if a video you've responded to goes viral and gets a lot of views.

8. MAKE YOUR VIDEO GO VIRAL

I mentioned in the introduction of this report that if your video is extremely cool, i.e. has someone famous, extremely lucky, a girl with big boobs, someone who is stupidly funny or cute, it will go viral and get thousands, even millions of views by itself.

In other words, it needs to have **"entertainment value"**, because that's what 99% of the people on Youtube (and the whole internet) are there for - entertainment.

In this rare case that it does go super viral, it doesn't matter about your title, description or keywords. People are going to be sharing it and it will spread like wild fire.

Diet Coke+Mentos=Human experiment: EXTREME GRAPHIC CONTENT

renetto 85 videos [Subscribe](#)



[Like](#) [Add to](#) [Share](#)

13,732,919

Uploaded by [renetto](#) on Aug 21, 2006

MyU2B for iPhone/iPod is simply the best way to experience YouTube on a

17,364 likes, 9,948 dislikes

Unfortunately, not everyone can produce videos that go viral like some of the ones you and I have seen. In most cases, those videos contain things that just happen by chance and the guys behind the camera were lucky enough to “catch it on tape”. They are seldom planned.. but sometimes they are.

I'm betting if you were around online in 2010, you would have seen the Mentos and Diet coke experiment videos. Catching on top a craze like this and making a video about it can end up with a lot of views!

While we can't always be lucky enough to have our cameras ready when a girl fight breaks out or when a horse swings and throws a ball at you, you can make your videos clever and entertaining.

If you really want your video to go viral, **you can make it happen**, it just needs some prior thought and planning.

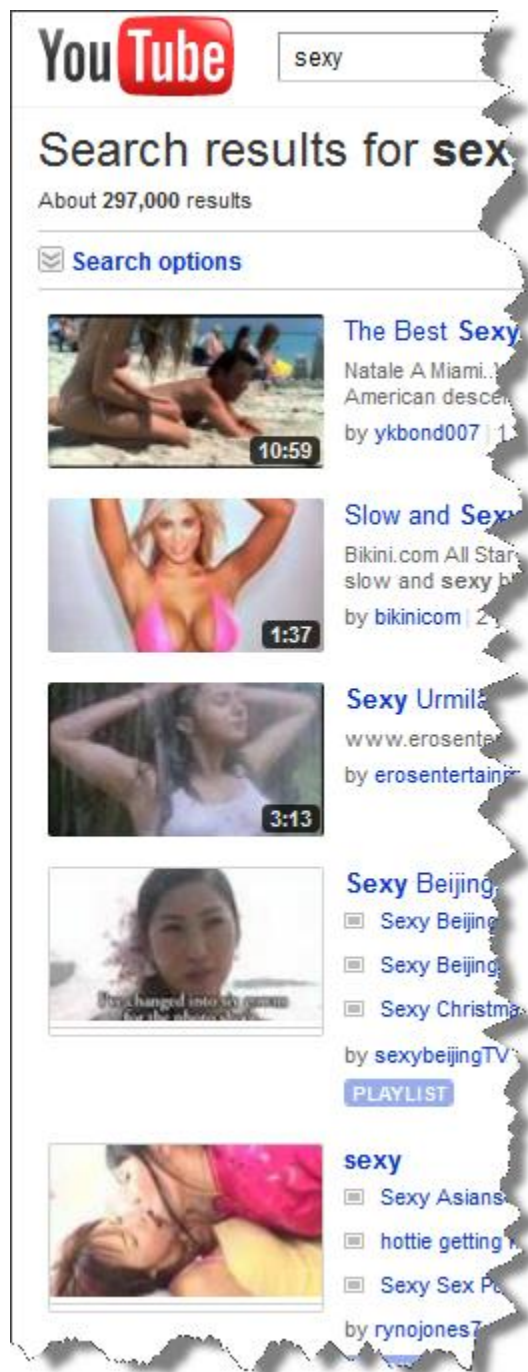
Incorporate these things in your video and you have a better chance of it going viral.

- Funny e.g. parody
- Stupid
- Rare talent
- Extreme
- Controversial
- Helpful e.g. "How to" tutorial
- Professional e.g. HD, high quality, professional production
- Original
- Sexy (it's true.. sex sells)

These are the common elements you'll find in most viral videos. I'm not saying to use all these in the same video, but if you can make it funny and a bit controversial.. maybe even a little sexy, then you stand a good chance of people going crazy over it and reaching a bigger crowd.

9. GET SUBSCRIBERS TO YOUR CHANNEL

If it's numbers you're after, then getting subscribers is the sure-fire way to guarantee you get views to your videos.



The main benefit being that whenever you upload a new video, all of your subscribers will see your new video's thumbnail when they log in next time to Youtube.

If you have 10,000 subscribers, then straight away you almost have a guaranteed 10,000 views in the bag without doing anything.

The Key of Awesome!: BEHIND THE AWESOME: Ho



But the hard part is that we all start with ZERO subscribers and build up.

So how do you get subscribers?

First of all it's pretty hard to get subscribers if you don't have many videos. Usually, people will subscribe after they check out a few of your videos and decide "hey, this guy makes cool videos.. I want to watch more!"

The more videos you have uploaded and live on your channel the better.

Keep your videos all related to one topic. *Consistency is key.*

If you have videos about all types of things, like scenes of a basketball game you're in or a video of a family BBQ, it's not going to get people to like your channel.

Thank You for previewing this eBook

You can read the full version of this eBook in different formats:

- HTML (Free /Available to everyone)
- PDF / TXT (Available to V.I.P. members. Free Standard members can access up to 5 PDF/TXT eBooks per month each month)
- Epub & Mobipocket (Exclusive to V.I.P. members)

To download this full book, simply select the format you desire below

