

Usui Reiki

Level 3a

Love Inspiration



Master Healing Practices:
Dr. Mikao Usui and
Hawayo Takata Lineages



Love Inspiration

Learn • Heal • Awaken

FOR THE INFINITE BENEFIT OF ALL

May all beings be liberated from suffering.



USUI REIKI - LEVEL 3A
MASTER HEALING PRACTICES

Please ensure that before you begin this Usui Reiki Master Healer 3a course you:

- 1) Have completed Usui Reiki Levels One and Two as a prerequisite.
- 2) Have allowed yourself the 3 month (minimum) timeframe from the date of your Level Two attunement before commencing Level 3a.
- 3) Have activated (unlocked) the Usui Reiki Level Two energies and attunement using the activation code & instructions on the next page.

*Once you have unlocked the energies, you are ready to begin.
With love, we wish you well on your Usui Reiki Master Healer journey!*

If you have not already done so, please feel free to [sign up for free Ascension Healing](#) to help you on your Usui Reiki journey.



USUI REIKI - LEVEL 3A MASTER HEALING PRACTICES

ACTIVATING (UNLOCKING) THE USUI REIKI MASTER HEALER ENERGIES:

Before opening up to these beautiful Usui Reiki Master Healer energies, it is very important that you firstly activate or 'unlock' the energies and attunement in this ebook. Once this is completed, you will then be ready to begin!

The activation is a very simple process, done by yourself, using a specially embedded activation code to 'unlock' the energies in this ebook. The four step process is outlined below and should only take you around five minutes or so to complete.

(For more information about the activation codes or the activation process - please visit our [Activation Codes FAQ's](#)).




1) Preparation:

Please sit or lie down, whichever is more comfortable for you, and ensure that you will not be disturbed for at least 5 minutes or so. Perhaps you wish to play some soothing or relaxing music, light some candles or burn some incense to create a nice ambience.

2) Invocation:

Invoke the activation ('unlocking') by placing your hands together, fingertips touching in prayer position and saying the following:



"With infinite grace, I ask humbly and clearly to activate the energies and attunement for Usui Reiki Master Healer Level 3a. With the unique activation code 8423371 may this be so. May this activation benefit all beings. Thankyou, thankyou, thankyou."

3) Receiving:

If you wish to, you can now just sit for a few minutes as the energies are unlocked for you. After this period of time, as you feel ready, you may wish to give thanks. The activation is now complete!

4) Understanding:

Once you have completed your activation, we ask that you now read through - ["Activation Codes and Suggested Timeframes"](#). This will only take around a minute or so and will help you to receive the maximum benefits from all of these healing energies, attunements and practices. After this, you are now ready to begin opening up and receiving these beautiful Usui Reiki Master Healer energies! May you enjoy these with much love & light and with an intention to benefit all beings.



USUI REIKI - LEVEL 3A MASTER HEALING PRACTICES

FOREWORD:

It is with much love & light that we warmly welcome you to these Level 3a teachings and we congratulate you on taking this next step forwards on your Usui Reiki journey.

So far, you have learnt how to do hands on healing (Level 1) and have also learnt how to practice Reiki with a range of advanced healing techniques (Level 2). And for those of you who are following along with our suggestions, you may also now have received your Celestine and Prophestine Reiki attunements or opened up to the Pathway To Light energies.

So here, as part of this Usui Reiki Level 3a training, we will now be going deeper into both the theoretical aspects and the practical aspects of Reiki, in order to complement your Ascension Pathway and to also broaden your horizons & perspectives of the Usui Reiki practices and energy based healing more generally.

To start with then, it is important that you have waited a minimum of 3 months from your Usui Reiki Level 2 attunement. This timeframe allows for the Level 2 to settle into your consciousness and helps you to gain some valuable practice with the new techniques and healing energies being introduced at this level. Once you have allowed for this valuable time, we lovingly invite you to move into these beautiful Usui Reiki Master Healer energies of Level 3a.

As part of the Level 3a course, there is again a **21 day period of self healing practice** which helps to complement to the learning material being provided here in this ebook. As with all of our courses, we will be introducing you to these practices very simply and easily as we move through this ebook.

Having now taught Reiki for a number of years through an 'in person' format, we have again been sure to design this Usui Reiki Master Healer course for you so that we cover all of the course material in a way that is simple and easy to understand. As part of this, we have also included a number of video tutorials in order to retain some of this 'hands on' teaching style.

Above all, our goal here is to provide you with a very thorough and well rounded understanding of the Usui Reiki Master Healer level. We hope to inspire you towards a more 'all encompassing' and inclusive Reiki practice as we provide you with new perspectives, new healing techniques and much flexibility so that you can grow and expand your Reiki practice to new levels!

For those of you who have already completed your Level 1 or Level 2 Reiki training with Love Inspiration, you will already be very familiar with our 'by distance' teaching style. You will know that your Level 3a attunement is being made available to you here as part of this ebook through a 'distance' format and you will understand why Love Inspiration is offering these teachings here freely and with love.



USUI REIKI - LEVEL 3A MASTER HEALING PRACTICES

For those of you who are new to Love Inspiration, we wish to welcome you here with our hearts open and filled with love. We trust that you have found your way here through 'divine guidance' and that you will now very easily move through this e-course with much love & light. As with all of our courses and ebooks - the content here is very simple and easy to follow along with so we hope that you will enjoy these healing energies and teachings!

For those of you who have just finished your Celestine and Prophestine Reiki attunements or perhaps your Pathway To Light attunements, please know that these Ascension Pathway energies are entirely complementary to the Usui Reiki energies and will now be helping to enhance your Usui Reiki experiences also (and especially as you continue to progress into higher levels).

The Level 3a course will be continuing on from the learning done during the Level 2 training. We feel that as part of any learning, it is important to gently reinforce some of the more important fundamental concepts learnt previously whilst introducing a variety of new techniques and theoretical foundations to allow you to go deeper into your practice.

Having said this, if you feel that you would benefit from having a quick read through either our Reiki Level 1 or Reiki Level 2 ebook, perhaps to take a quick refresher, you are welcome to [download your free copy here](#). Alternatively, for those of you who would like to start moving through your Ascension Pathway journey as a prequel to these energies, please visit our [Ascension Pathways webpage](#) and select the appropriate Ascension Pathway for you.

*For now, we truly hope that you will enjoy these Level 3a teachings
and may these new energies help you to bring more love,
joy and healing into your life!*



GET THE MOST CURRENT VERSION OF THE USUI REIKI LEVEL 3A EBOOK!

Please note that this ebook is updated as further information comes to light, therefore before you begin, and periodically throughout this ebook if you wish, please [visit our website](#) to check you have the most current version. The version number and date are listed in the bottom right hand corner of each page of the book and only the version on the website will always be the most current.

USUI REIKI - LEVEL 3A
MASTER HEALING PRACTICES

CONTENTS:

Content	Page
Dedication	II
Activation Note	III
Activating (Unlocking) The Usui Reiki Master Healer Energies	IV
Foreword	V
Contents	VII
An Overview Of Usui Reiki	VIII
Important Information About Usui Reiki Levels 3a and 3b	XIII
Learn Usui Reiki Level Three In Five Easy Steps	XIV
Chapter 1: Theoretical Foundations	1
1. Welcome To Becoming A Reiki Master!	3
2. Introducing The Reiki Master Symbols	4
3. A Deeper Understanding Of 'Reiki'	18
4. The Benefits Of Cultivating Altruism	24
Chapter 2: Receiving Your Attunement	33
1. Introduction To The Attunement Process	35
2. Instructions For Receiving Your Attunement	36
Chapter 3: The Reiki Practices (Level 3a)	39
1. Overview & Introduction	42
2. Contemporary Reiki Healing Techniques	43
3. Traditional Japanese Reiki Healing Techniques	70
4. The Self Healing Practices For Level 3a	81
5. Doing Healing Work For Others (Level 3a)	90
6. Learning Advanced Usui Reiki	92
7. Final Comments	95
Chapter 4: Appendices	98
Appendix 1: Understanding One-ness	99
Appendix 2: Joshin Kokyu Ho	110
Appendix 3: Post Healing Information Sheet	116

USUI REIKI - LEVEL 3A
MASTER HEALING PRACTICES

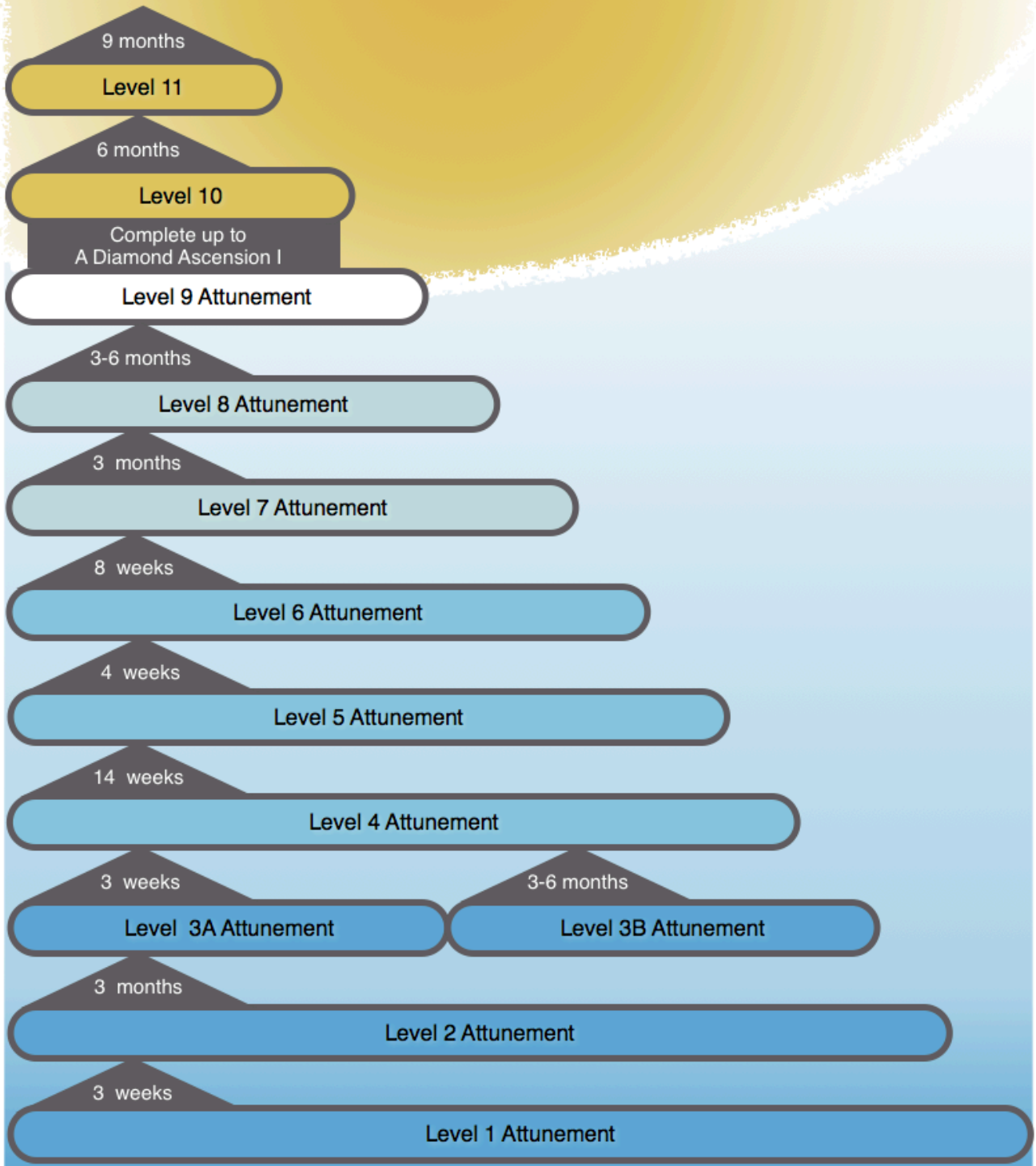
AN OVERVIEW OF USUI REIKI:

Please find below a tabled outline of the Love Inspiration Usui Reiki Healing System:

<h2 style="margin: 0;">The Love Inspiration Usui Reiki Healing System</h2>			
Ebook	Level	Information	Completion Timeframe
Usui Reiki	Level 1	Hands on Healing Practices	21 days * Suggested min practice 21 days
	Level 2	Advanced Healing	3 months * Suggested min practice 21 days
	Level 3a	Master Healer	21 days * Suggested min practice 21
N/A	Level	Master Teacher	Not offered by Love Inspiration
Advanced Usui Reiki	Level 4	<u>Ishyo</u> : Consolidation & Expansion of Usui Reiki Energies	14 weeks * Suggested min practice 21 days
	Level 5	<u>Kotoko</u> : Energies To Help Ease 'The Healing Crisis'	4 weeks * Suggested min practice 14 days
	Level 6	<u>Rokaito</u> : An Influx Of New Light & Healing	8 weeks * Suggested min practice 3 days
Advanced Usui Reiki Master	Level 7	<u>Usui Blue Thunder</u> : Significant Expansion in Consciousness	3 months * Suggested min practice 3 - 5
	Level 8	<u>Usui Golden Dome</u> : The Flowering Of Pure Consciousness	3 - 6 months * Suggested min practice 3 days
Advanced Usui Reiki Master Teacher	Level 9	<u>Kohito</u> : Expansion & Consolidation Of All Reiki Practices (Including How To Give Attunements)	1 - 3 months * Suggested min practice 30 days
Usui Reiki Gold	Level 10	<u>Diamond Reiki Gold</u> : The Diamond Layer Of Usui Reiki	15 months
	Level 11	<u>Diamond Reiki Gold Infinity</u> : The Ascended Diamond Layer Of Usui Reiki	6 months
	Level 12	<u>Usui Reiki Gold Master+</u> : The Master Plus Level Of Usui Reiki Gold	11 months

Minimum Timeframes Between Levels 1 - 12 For The Love Inspiration Usui Reiki Healing System

Level 12



THE QUICKEST USUI REIKI LEARNING PATHWAY

(SHOWING THE UNIFIED PATHWAY AS THE CHOSEN PREREQUISITES)

THE USUI REIKI PATHWAY

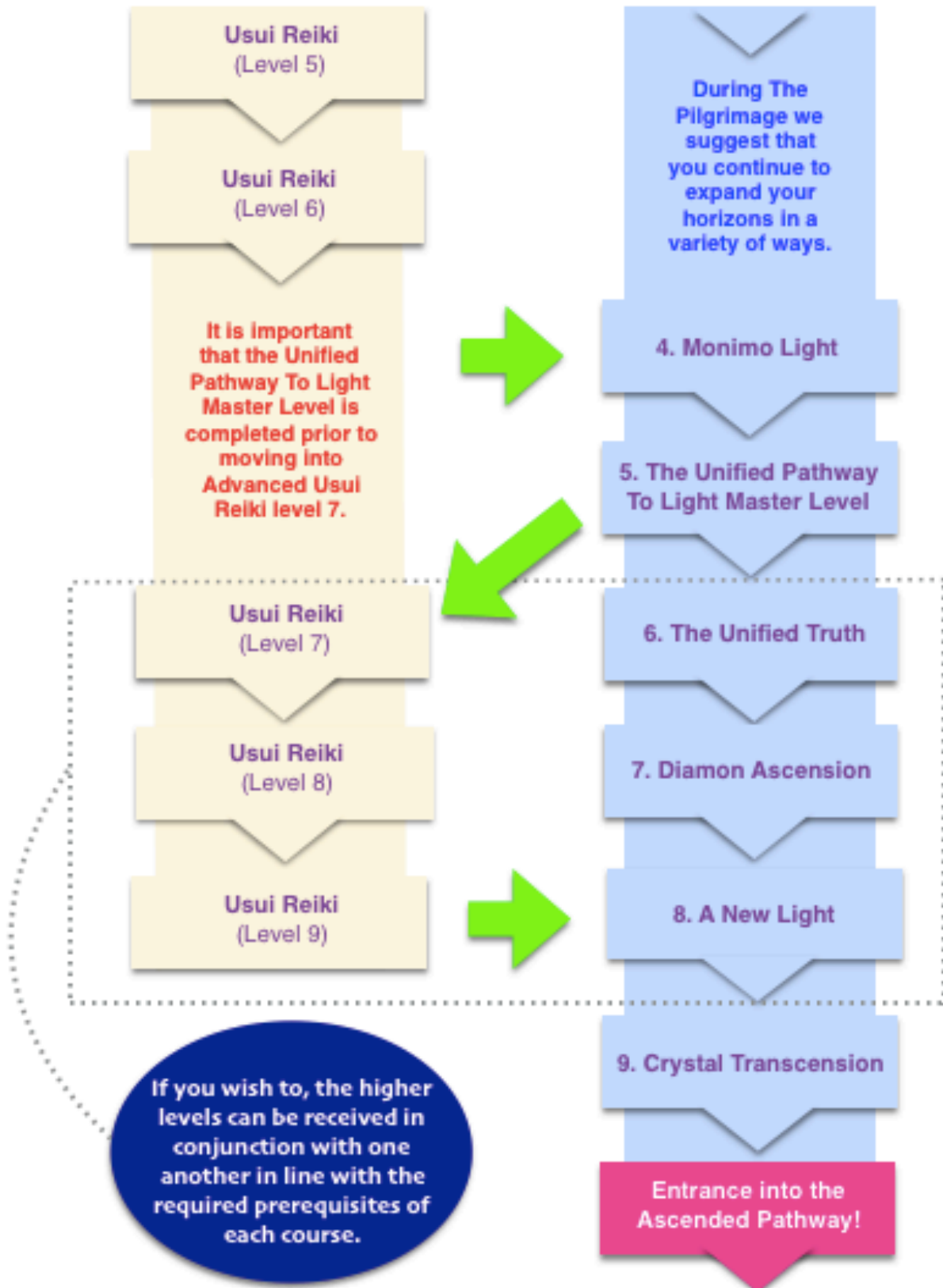


THE UNIFIED PATHWAY



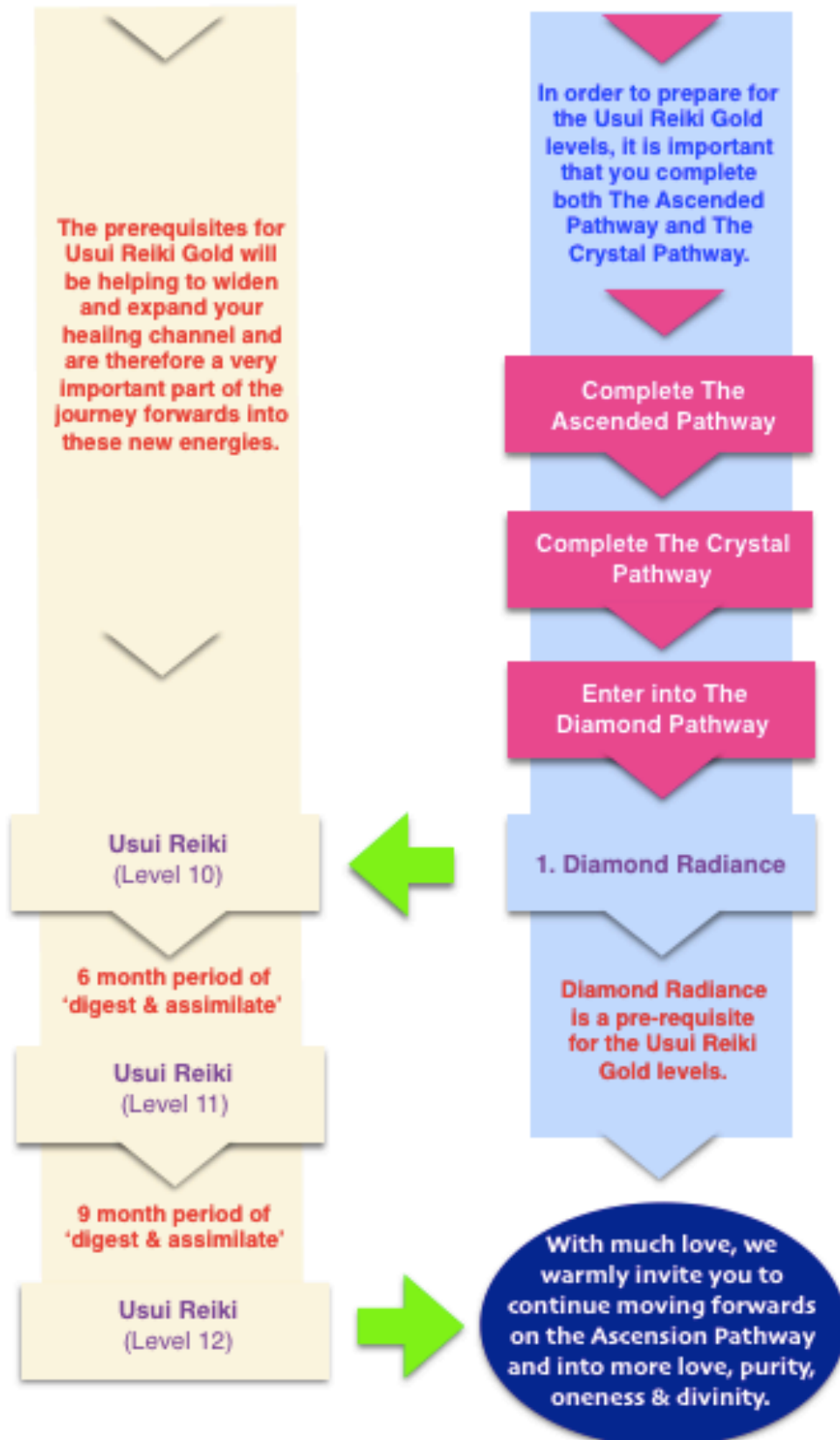
THE QUICKEST USUI REIKI LEARNING PATHWAY

(CONTINUED)



THE QUICKEST USUI REIKI LEARNING PATHWAY

(CONTINUED)



USUI REIKI - LEVEL 3A MASTER HEALING PRACTICES

IMPORTANT INFORMATION ABOUT USUI REIKI LEVELS 3A AND 3B:

As we have mentioned in our previous courses, it is very common for the Usui Reiki Master level to be taught over two sub-levels i.e. *Reiki Master Healer (3a)* & *Reiki Master Teacher (3b)*.

♥ Usui Reiki Master Healer (3a):

Typically, the Usui Reiki Master Healer course will focus on all of the healing practices of the Master level and will introduce the Usui Reiki Master Healer symbols. As an Usui Reiki Master Healer, you will now be able to open up and use these beautiful healing frequencies & healing techniques in your various practices.

♥ Usui Reiki Master Teacher (3b):

During the Usui Reiki Master Teacher level then, the learning is focused specifically on how to teach Reiki to others. As part of this training, the main focus tends to be about how to give the Reiki attunement for levels 1, 2 & 3. As part of this, you will typically be given an additional symbol(s) here which will help you to attune people to the Usui Reiki frequencies. It is important to point out here that there are no new healing practices or techniques being introduced here.


As part of our teaching approach, Love Inspiration has chosen to adopt the more common style of teaching which is separating out the 3a + 3b levels. We feel that this approach helps us to adequately cover everything that we need to as part of the Usui Reiki Master Healer training and allows each student to more thoroughly grasp the new ideas and techniques being introduced at this level.

For those of you who are wishing to become Usui Reiki Master Teachers, Love Inspiration offers you this opportunity through the *Advanced Usui Reiki Master Teacher* level (level 9). And as such, Love Inspiration does not offer the Usui Reiki Master Teacher Level 3b teachings here in this online format.

During the Advanced Usui Reiki Master Teacher, you will learn all about how to teach Usui Reiki in the traditional format as well as how you can teach Usui Reiki & Advanced Usui Reiki in a more modern format.

As an Advanced Usui Reiki Master Teacher, you will also be able to reach a far higher energetic vibration and as such, you will be able to offer your Reiki teachings and attunements in a few different ways. For example, the attuning process will become far simpler at this more advanced level as you gain the ability to give multiple attunements (should you wish to) as well as giving attunements by distance (as Love Inspiration is currently doing). You will also be learning the traditional style of attuning people to Usui Reiki for levels 1, 2 & 3 during these level 9 teachings.

For Marty and Gerry, having now opened up and received these new Advanced Usui Reiki energies themselves, they understand that these energetic frequencies are of a higher dimensional frequency to the current Usui Reiki system. There is a significant amount of purification and healing being done at each of these advanced levels and as such, this will help you to move towards more love, light & purity in your life. And this is one of the main reasons why Love Inspiration has chosen to offer the teachings in this way i.e. to help as many beings as possible reach a higher and more harmonious vibration in their life.



Each of the Advanced Usui Reiki levels have been endorsed & blessed by both Dr Mikao Usui and Mrs Hawayo Takata (in conjunction with a range of 'Higher Consciousness' entities) and we are truly delighted to share these energies with you freely and with love. May they benefit all!

Learn Level 3a In Five Easy Steps!



Step 1

Download and start reading your Level 3a ebook

Step 2

Activate / unlock the Usui Reiki Master Healer 3a energies
(See Page IV)

Step 3

Receive your Level 3a attunement
(See Chapter 2 'Receiving Your Attunement' - Page 33)

Step 4

Learn Self Healing with the Master Symbols
& then complete 21 days of self healing practice
(See Chapter 3 'The Self Healing Practices For Level 3a' - Page 81)

Step 5

Learn Master Healing Techniques and begin healing others!
(See Chapter 3 'The Reiki Practices' - Page 39)



Welcome to
Usui Reiki
Level 3a



Chapter 1:
Theoretical
Foundations



Love Inspiration

Learn • Heal • Awaken

USUI REIKI
LEVEL 3A - MASTER HEALING

Chapter 1: Theoretical Foundations

CONTENTS:

Content	Page
1. Welcome To Becoming A Reiki Master!	3
2. Introducing The Reiki Master Symbols	4
2.1 Symbols Included As Part Of This Level 3a Course	6
2.2 Dai-Ko-Myo (Usui Version)	7
2.3 Dai-Ko-Myo (Tibetan Version)	10
2.4 Raku (The Lightening Bolt)	14
2.5 Final Summary	17

Content	Page
3. A Deeper Understanding Of 'Reiki':	18
3.1 Exploring Divine Guidance:	18
3.2 Introducing The New Consciousness	20
3.3 Understanding One-ness	22
4. The Benefits Of Cultivating 'Altruism'	24



1. WELCOME TO BECOMING A REIKI MASTER!

We are delighted to again welcome you here to this Usui Reiki Master Healer level where you will be learning a range of new healing techniques as well as gaining a deeper connection to the Reiki energies via the Reiki Master symbols. And with this, you will now be able to use these new divine healing tools for healing at a very deep and profound level!

And this is again why it is important for us to prescribe the 21 day period of self healing practices which will be accompanying this course, in order to help you assimilate, digest and grow from your new connection to these beautiful Reiki Master frequencies!

As a Reiki Master Healer, you will also be given the chance here to broaden your perspectives of Reiki as we discuss some of the deeper meanings of consciousness and some of the benefits of working with an altruistic intention. This is a great prelude to the Advanced Usui Reiki energies where the intensity and dimensional frequency of the healing energies is also strongly connected with these new principles & teachings and with this, you will be able to significantly raise & strengthen your connections to love, compassion & wisdom.

And to start off here, given that we are now moving into a title of 'Reiki Master Healer', let us now talk about what we mean when we use the term 'Reiki Master' - as this is a very important (and very common) question which is often asked during this level.



Thank You for previewing this eBook

You can read the full version of this eBook in different formats:

- HTML (Free /Available to everyone)
- PDF / TXT (Available to V.I.P. members. Free Standard members can access up to 5 PDF/TXT eBooks per month each month)
- Epub & Mobipocket (Exclusive to V.I.P. members)

To download this full book, simply select the format you desire below

